远邦悦洋一类医疗器械产品手册

SIAL PORT 远邦悦洋国际贸易
SIALPORT INTERNATIONAL TRADING CO., LTD

+ 86 17805919694 | +92 3232249436
info@sialport.com
www.sialport.com
福州高新区创业路10号万福中心2号楼万能大楼5楼

远邦悦洋(福州)国际贸易有限公司

Sialport™医疗器械品牌是中国外商独资企业远邦悦洋(福州)国际贸易有限公司旗下品牌。该品牌源于巴基斯坦锡亚尔科特市，这座城市被公认为是世界上最大的外科和医疗器械制造中心，2015年的货物出口价值20亿美元，相当于巴基斯坦出口总额(220亿美元)的9%。我们的专业知识和基础设施使我们能够更好地了解客户需求，并利用全球和本地的洞察力提供量身定制的品牌解决方案以推动增长。远邦悦洋(福州)国际贸易有限公司拥有一支非常专注的团队和贸易伙伴，致力于在中国众多第一类医疗器械中发展医疗和非医疗产品。

远邦悦洋(福州)国际贸易有限公司旗下品牌Sialport™已经与Orthomechanix Eximp 合作多年，该公司自2006年起在巴基斯坦拥有多年的牙科、外科、心血管、兽医和TC仪器制造经验。Sialport™ 通过遍布中国各省的零售商、批发商和分销商网络，具有全球各区域贸易管理能力。

远邦悦洋(福州)国际贸易有限公为主要合作伙伴提供全代理解决方案。这包括医疗和非医疗产品的产品进口、仓储、包装、品牌和运输。

Upper incisors and canines Fig.1

101

Upper incisors and canines Fig.2

102

Overlapping Upper incisors Canines Fig.3

103

Lower incisors and Canines Fig.4

104

Upper Premolars Fig.7

105

Lower Premolars F-8

106

Lower Premolars F-13

107

Upper Molars F-18A

108

Upper Molars Right F-17

109

Upper Molars Left F-18

110

Lower Third molars F-20

111

Lower molars F-21

112

Lower Molars And
Third Molars Left F-22L

114

Upper Third Molars F-19

113

Lower Molars And
Third Molars Right F-22R

115

Lower Molars F-22

116

Lower Molars Right F-23

117

Lower Molars Left F-24

118

Upper Roots F-29

119

Upper Roots And Incisors F-29N

120

Upper Roots F-30

121

Lower Roots And Incisors F-31

122

Lower Roots F-33

123

Lower Roots F-33A

124

Lower Roots F-33L

125

Fractured or Decayed Lower Teeth F-38A

126

Upper Roots F-41

127

fractured or Decayed Upper Teeth F-43A

128

Upper Roots F-44

129

Lower Roots F-45

130

Lower Roots F-46

131

Lower Roots F-46L

132

Upper Roots F-48

133

Upper Roots F-49

134

Upper Roots F-51

135

Upper Roots F-51A

136

Upper Roots F-51L

137

Upper Roots F-51LX

137-1

Upper roots And canines F-52

138

separating Upper Molars F-54

139

separating Upper Molars F-55

140

separating lower Molars F-56

141

Lower roots F-59

142

Lower incisor Roots F-59L

143

Lower Roots F-60

144

Upper molars,Left F-65L

145

Upper molars,Right F-65R

146

Upper Molars,Left F-66L

147

Upper Molars F-66R

148

Upper Third Molars F-67

149

Upper Third Molars F-67A

150

Lower Roots F-68

151

Upper Third Molars,Left F-67 1/2L

152

Upper Third Molars,Right F-67 1/2R

153

Lower Molars F-73

154

Lower Roots F-74

155

Lower Roots F-74M

156

Lower roots F-74N

157

Lower canines And premolars F-75

158

Lower Third Molars F-79

159

Lower Third Molars F-79A

160

Lower Third Molars F-79C

161

Lower Third Molars, Left F-86

1/2L

162

Lower Third Molars, Right F-86

1/2R

163

Lower Last Molars,14cm F-86W

165

Lower Molars F-86C

164

Lower Last Molars,14cm F-86W

166

Lower Decayed Molars or Broken Crown F-87

167

Upper Molars,Right F-89

168

Upper Molars,Left F-90

169

Lower Molars with broken crown F-99

170

Upper canines F-107

171

Upper Third Molars F-121

172

Lower Roots F-145

173

Upper Roots F-151 1/2

174

Upper Teeth,In Particular Moars
And Premaolrs F-166

175

Lower Teeth,In Particular Moars
And Premaolrs F-167

176

Upper Canines F-168

177

Lower Canines F-169

178

Lower Roots F-346

179

Upper Roots F-349

180

Lower Roots F-359

181

Upper incisors And canines F-1

182

Upper Molars F-2

183

Lower incisors,premolars Roots F-3

184

Lower Molras F-4

185

Upper incisors F-37

186

Upper Molars F-39

187

Upper Molars,Right F-39R

188

Upper Molars,Left F-39L

189

Upper Roots F-51S

190

Lower Premolars F-13S

191

Lower Molars F-22S

192

Upper incisors And Roots F-30S

193

Lower Roots F-33S

194

Lower incisors And canines F-38

195

Upper incisors F-1

196

Upper Premolars F-2

197

Upper Molars F-3

198

Upper Roots F-4

199

Lower incisors F-5

200

Lower Molars F-6

201

Lower Roots F-7

202

Lower Roots Witzel F-1

203

Upper Roots Witzel F-2

204

Roots Fragments F-2

205

Roots Fragments F-1

208

Upper Incisors Fig.217

209

Upper Molars Fig.220

212

Upper Premolars Fig.218

210



Lower Incisors & Canines Fig.221

213

Lower Molars & Premolars Fig.222

214

Upper Roots Fig.219

211

Lower Roots Fig.223

215

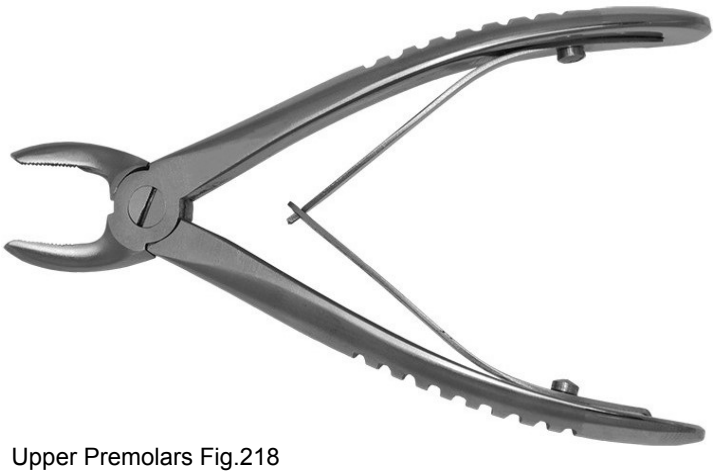

Upper Premolars Fig.218

216



Upper Incisoer Fig.217

217



Upper Roots Fig.219

218

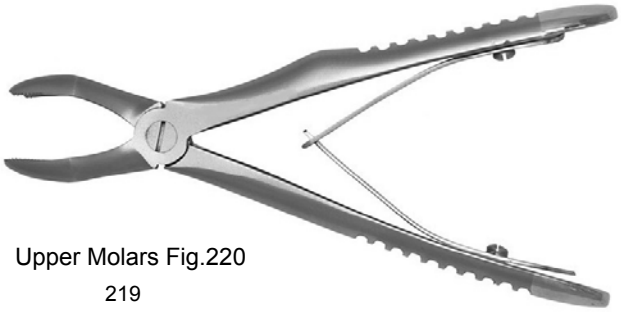

Upper Molars Fig.220

219



Lower Incisors & Canines Fig.221

220

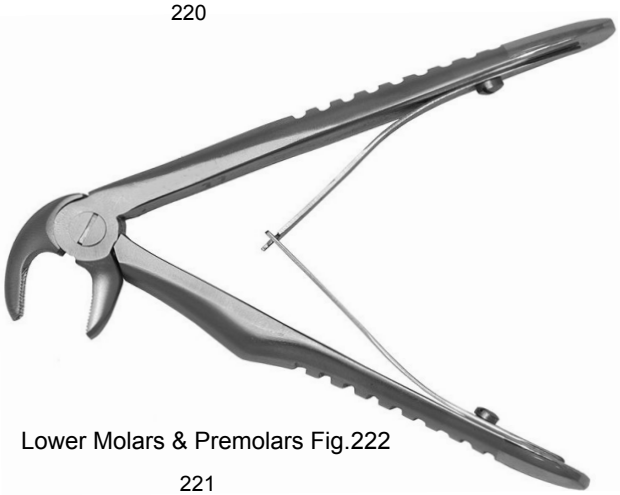

Lower Molars & Premolars Fig.222

221

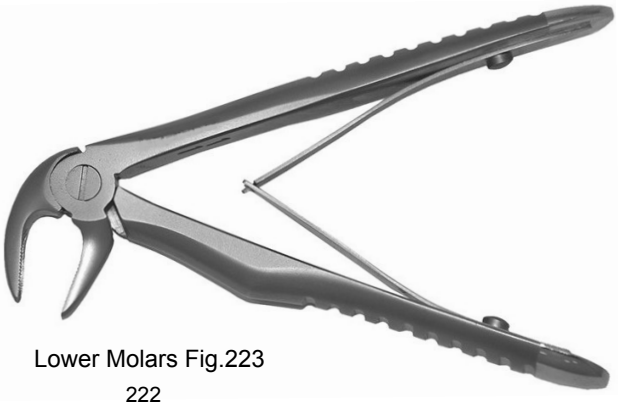

Lower Molars Fig.223

222

Upper incisors And canines F-1

223

Upper incisors And canines F-2

224

Lower incisors And canines F-4

225

Upper Premolars F-7

226

Lower Premolars F-13

227

Upper Molars,Right F-17

228

Upper Molars,Left F-18

229

Lower Molars F-21

230

Lower Molars F-22

231

Lower Roots F-33

232

Lower Roots F-45

233

Upper Roots F-51A

234

Upper Third Molars F-67A

235

Lower Roots F-74

236

Lower Third Molars F-79

237

Lower Molars F-86C

238

Lower Roots F-359

239

Upper Molars,Right F-89

240

Upper Molars,Left F-90

241

Lower Roots F-145

242

Upper Roots F-151 1/2

243

Upper Roots F-349

244

Upper incisors And canines F-3

245

Lower Premolars For children F-13S

246

Upper Molars F-18A

247

Upper Molars F-18 B

248

Upper Third Molars F-19

249

Lower Molars For children F-22S

250

Upper Roots F-29

251

Upper Roots For children F-29S

252

Upper Roots F-30

253

Upper Roots For children F-30S

254

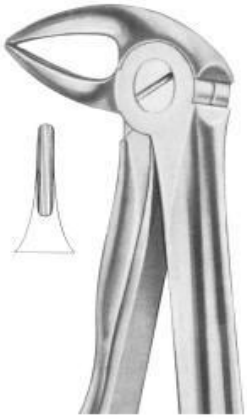

Lower Roots F-33A

255

Lower Roots F-33 B

256

Lower Roots F-33L

257

Lower Roots For children F-33S

258

Upper incisors For children F-37

259

Upper incisors For children F-39

260

Upper Molars For children 39A

261

Upper Molars,Right
For children 39R

262

Upper Molars,Left
For children 39L

263

Upper Roots F-41

264

Upper Roots F-44

265

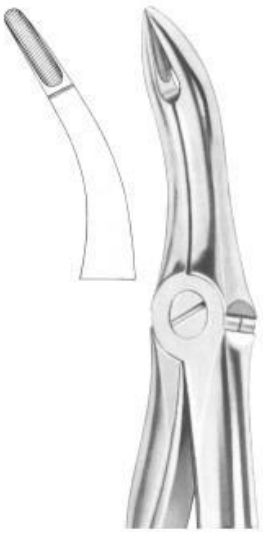

Lower Roots F-41

266

Upper Roots F-51

267

Upper Roots For children F-51S

268

Upper Roots F-51L

269

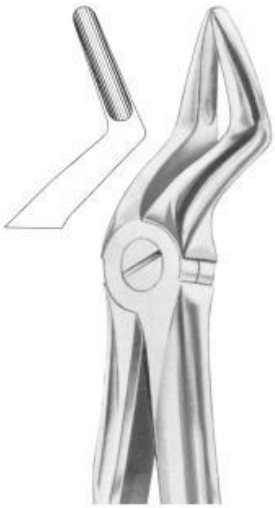

Upper Roots F-52

270

Upper Molars For separating F-54

271

Upper Molars,Right F-65R

272

Upper Molars Left F-65L

273

Upper Third Molars F-67

274

Upper Third Molars,Right F-67 1/2 R

275

Upper Third Molars,Left F-67 1/2 L

276

Lower Molars F-73

277

Lower Roots F-74M

278

Lower Roots F-74N

279

Lower Roots And crowded incisors F-74XN

280

Lower Premolars F-75

281

Upper Roots F-76

282

Upper Roots F-76N

283

Lower Premolars And Roots F-81

284

Lower Third Molars F-76A

285

Lower Molars F-86A

286

Lower Molars 86 B

287

Lower Molars F-99

288

Lower Molars F- 99 1/4

289

Upper Premolars And Roots F-136

290

Lower Roots F-143

291

Lower Third Molars F-5 Physick

292

Separating Forceps F-6

293

Upper Molars F-10S

294

Lower Molars F-16

295

Lower Molars F-17

296

upper Molars,Left F-18L Harris

297

Upper Molars,Right F-18R Harris

298

Lower Molars F-23

299

Upper Molars,Right F-53R

300

Upper Molars,Left F-53L

301

Upper incisors And Roots F-65

302

Upper And Lower roots F-69 Tomes

303

upper Molars,Right F-88R Nevius

304

Upper Molars,Left F-88L Nevius

305

Decidous Teeth F-101 Hull

306

upper incisors,Premolars,Roots F-150 Cryer

307

Upper Teeth For children F-150S Cryer

308

Lower incisors,Premolars,
Roots F-151 Cryer

309

Lower Teeth for children F-151S Cryer

310

Lower Third Molars F-222

310-1

Upper Centrals And canines Wi Winter

311

Upper incisors And Roots F-1

312

Upper And Lower Roots F-2

313

Upper And Lower Premolars F-4

314

Upper Roots F-7

315

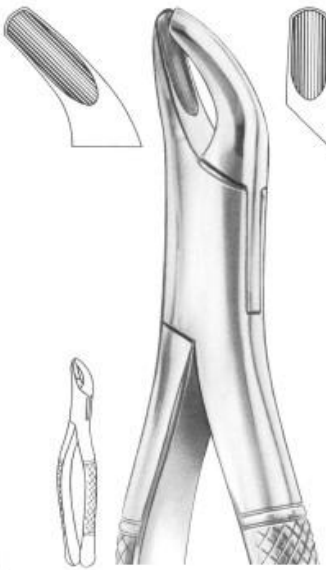

Upper And Lower Third Molars F-8

316

Upper Molars F-10H

318

Upper incisors F-13

317

Lower incisors F-14

319

Lower molars F-15 HARRIS

321

Lower Molars F-16

320

Lower Molars For Children F-16S

322

Upper Molars,Right F-20R

323

Upper Molars,Left F-20L

324

Lower Teeth for Children F-29S

325

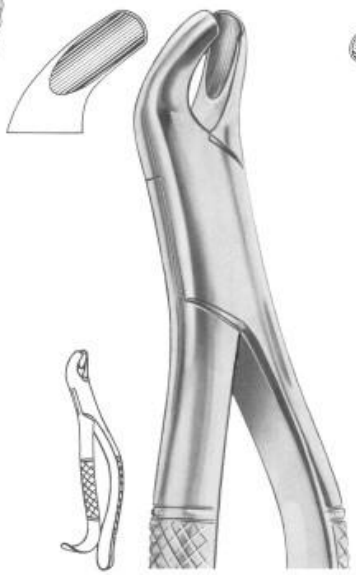

Upper Molars F-24

326

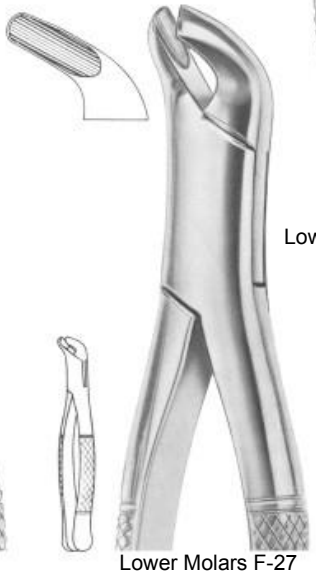

Lower Molars F-27

327

Upper Teeth For Children F-30S

328

Upper Premolars And Molars F-32 PARMILY

329

Upper Premolars And Roots F-32A PARMLY

330

Lower Anteriors And Roots F-34

331

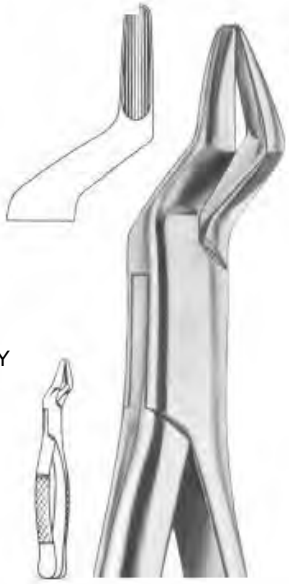

Upper Roots F-35

332

Lower Anteriors And Roots F-36

333

Lower Anteriors And Roots F-37

334

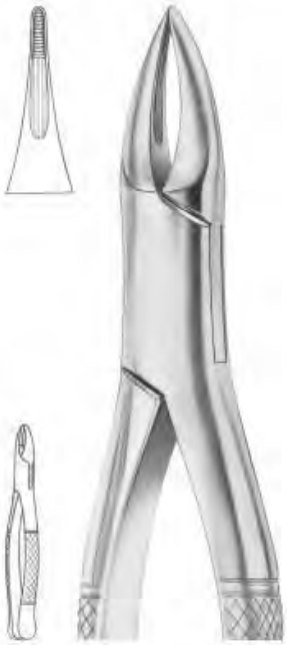

Upper Anteriors And Roots F-38

335

incisors,Premolars,Deciduous Teeth F-62

336

Lower Canines,Premolars
And Molars F-85 THOMAS

337

Lower canines,Premolars And
Molars F-85A THOMAS

338

Upper incisors canines,Premolars
F-99A KELLS

339

Upper Third Molars F-104

340

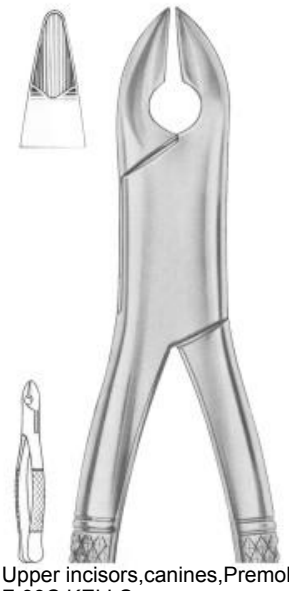

Upper incisors,canines,Premolars
F-99C KELLS

341

Lower incisors,Premolars F-103

342

Upper incisors,Premolars,
Roots F-150A CRYER

343

Lower incisors,Premolars,Roots
F-151A CRYER

344

Lower incisors And Roots F-203

345

Upper Third Molars F-210S

346

Upper incisors,canines, Premolars F-201

348

Upper Third Molars 210H

349

Upper centrals And canines F-213

347

Lower Molars F- 217

350

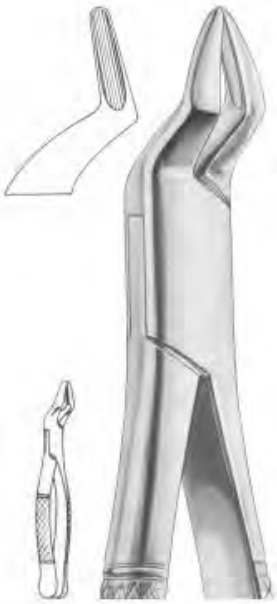

Upper incisors And Roots F-286

351

Swing Lower Molars F-286

352

Lower canines And Premolars F-288

353

Universal Forceps
F-310 COHEN

354

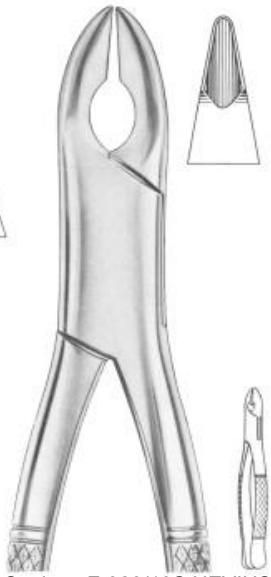

Upper Canines F-320/10S NEVIUS

355

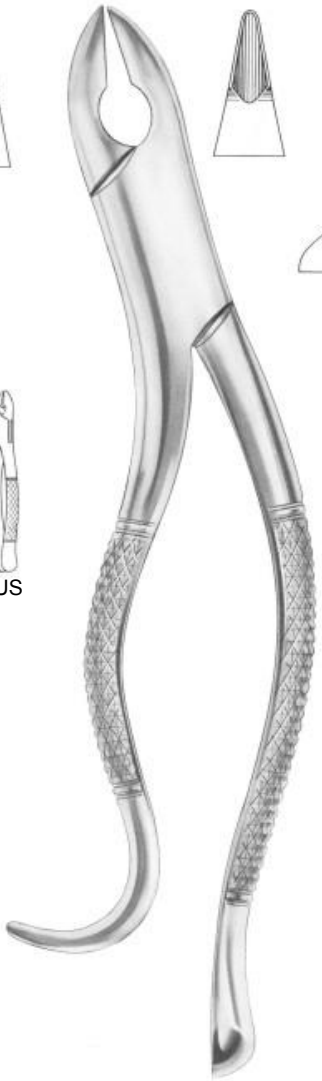

Upper canines F-325/10H
NEVIUS

356

Upper Third Molars F-330/4
STANDARD

357

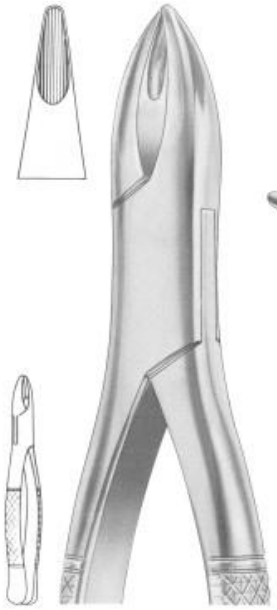

Upper incisors F-315/1A HENAHAN

358

Lower Molars F-335/FH
WOODWARD

359

Upper Molars,Right F-340/89

360

Upper Molars Left F-345/90

361

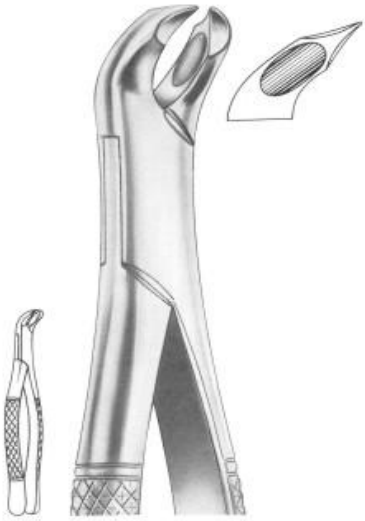

Lower Molars F-335/FS
WOODWARD

362

Lower Molars F-350/23S

363

Lower Molars F-355/23SK

364

Forceps F-301

365

Forceps F-300

366

Lower Molars F-360/17SK

367

Upper Anteriors And Roots
F-365/150SK

368

Lower Anteriors And Roots
F-370/151SK

369

Upper universal F-1

370

Lower universal F-2

371

upper anterior F-3

372

Lower Anterior F-4N

373

upper 3RD Molars F-6

374

Lower Molars Modify Cow-horn Beak F-7C

375

Lower Root Extra long F-46XL

376

upper Root F-51XL

377

Lower Wisdoms F-222

378

Lower Roots F-301

379

upper Roots F-300

380

Upper Anteriors F-1AF

390

upper centrals laterals & cuspids F-1

381

lower Third Molars F-5

382

Splitting Forceps F-6

383

Upper Molars Hook Handle F-10H

384

Lower Molars F-15

385

Lower molars F-16S

386

Lower Molars Cow-Horn Beak f-16

387

Lower Molars F-17

388

Lower Molars Left Side

389

Upper Molars Right Side F-18R

391

Lower Molars Cow-Horn Beak F-23

392

Upper Molars & Premolars Strong Beak F-32

393

Upper Molars Left Side F-53L

394

Upper Molars Right Side F-53R

395

Universal For Upper Teeth & Roots

396

Upper Incisors & Roots F-65

397

Fragments & Small Roots Upper & Lower F-69

398

Upper Molars Stright- Handle F-10S

399

Upper Molars Right Side F-88R

400

upper Molars Left Side F-88R

401

Upper Premolars & Incisors F-99C

402

Universal For Premolars F-101

403

Upper Premolars Incisors & Roots Canines F-150

404

Upper Premolars Incisors & Roots Canines F-150AF Apical Beak

405

Upper Premolars Incisors & Roots Canines F-150AS Split Beak

406

Upper Premolars Incisors & Roots Canines F-150XAS Children Split

407

Upper Premolars Incisors & Roots Canines F-150A

408

Upper Premolars Incisors & Roots For Children F-150S

409

Lower Premolars Incisors Roots F-151

410

Lower Premolars Incisors & Roots F-151AF Apical Beak

411

Lower Premolars Incisors & Roots Canines F-151AS Split

412

Lower Premolars Incisors & Roots Canines F-151AS Children

413

Lower Premolars Incisors & Roots F-151A

414

Lower Premolars Incisors & Roots For Children F-151S

415

Upper Wisdoms With Hook Handle F-210H

416

Upper Wisdoms With Stright Handle F-210S

417

Lower Wisdoms F-222

418

Lower Wisdoms F-222AF Apical Beak

419

Upper Roots Premolars Incisors F-286

420

Lower Universal

421

Crown Spreader

422

Upper Premolars F-7

423

Lower Premolars F-8

424

Upper Molars Right F-17

425

Upper Molars Left F-18

426

Upper Molars F-18A

427

Upper Wisdoms F-19

428

Lower Wisdoms F-20

429

Lower Molars F-21

430

Lower Molars Hawks Bill F-22

431

Upper Roots & Incisors F-30

432

Lower Roots F-31

433

Lower Molars F-32

434

Upper Roots F-44

435

Lower Roots F-45

436

Upper Roots Narrow Beak F-51A

437

Upper Wisdoms F-67

438

Upper Wisdoms F-67F
Apical Beak

439

Lower Roots F-68

440

Lower Molars Hawks Bill F-73

441

Lower Incisors Roots F-74

442

Lower Incisors Roots
Canines F-74N

443

Lower Incisors & Roots F-74NF

444

Lower Wisdoms F-79

445

Lower Wisdoms F-79A

446

Lower Molars F-86C

447

Universal Patter For Lower Teeth
Molars & Premolars F-167

448

Upper Canines F-168

449

Lower Canines F-169

450

Lower Roots Parallel Beaks F-233

451

upper Roots Parallel Beaks F-235

452

Upper Wisdom Premolars Roots F-MD1 Universal

453

Lower Molars F-MD4

454

Lower wisdoms Left F-22L

455

Lower Wisdoms Right F-22R

456

Upper Universal F-1

457

Lower Universal F-2

458

Upper Anterior F-3

459

Lower Anterior F-4N

460

Lower Anterior F-4

461

Lower Anterior F-5

462

Upper 3RD Molar F-6

463

Lower 3RD Molar F-7

464

Lower Molar Modify
Cow-Horn Beak F-7C

465

Upper Universal F-8

466

Lower Universal F-9

467

Lower Molar F-10

468

Upper Molar Left F-11

469

Upper Molar Right F-12

470

Upper Molar Right F-13

471

Upper Molar Left F-14

472

Upper Premolars Universal F-15

473

Upper Roots F-16

474

Lower Roots F-17

475

Upper Roots Fragment Narrow F-18

476

Upper Roots Fragment Narrow F-18TN

477

Lower Roots Fragment Narrow

478

Lower Roots fragment Narrow

479

Lower Roots extra long F-46XL

480

Upper Premolars 1ST & Molars F-20

481

Upper Roots F-49

482

Upper Roots F-51XL

483

Upper Left

Lower Universal

498

Upper Anterior

Upper Right

Physics Dental Extracting Forceps Standard Series
Set of 4 Pieces with extra 20 free Bumpers.

Physics Dental Extracting Forceps GMX 400 Molar Series
Set of 2 Pieces with extra 12 free Bumpers.

499

EZ1 Molar Forceps

EZ2 Molar Forceps

Lower 3rd Molars Fig.79
AL - 500

Lower Molars Fig.22
AL - 501

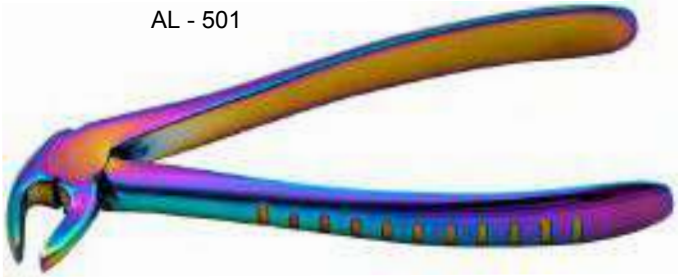

Lower Premolars Fig.13
AL - 502



Lower Roots Fig.33A
AL - 503

Upper 3rd Molars Fig.67A
AL - 504

Upper Central Fig.1
AL - 505

Upper Molars Left Fig.18
AL - 506

Upper Molars Right Fig.17
AL - 507

Upper Premolars Fig.7
AL - 508



Upper Roots Fig.51A
AL - 509

Luer 15cm

516

Friedman 14cm

517

Mini Friedman 12cm

518

Blumenthal 15cm

519

Blumenthal 45~ 15cm

520

Blumenthal 90~ 15cm

521

Mead 1A 16,5cm

522

Kerison Forceps 3mm

523

Cleveland 16,5cm

524

Cleveland-Gardner 16,5cm

525

Goldman-Fox 10cm

526

Kerison Forceps 4mm

527

Mini-ruskin 15,5cm

528

Beyer 18cm

529

533
Fig. 2
Hylin

535
Fig. 2
London Hospital

536
Fig. 3
London Hospital

530
Fig. 1
Hylin

531
Fig. 3
Hylin

532
Fig. 4
Hylin

534
Fig. 1
Coleman

537
Fig. 1

538
Fig. 1

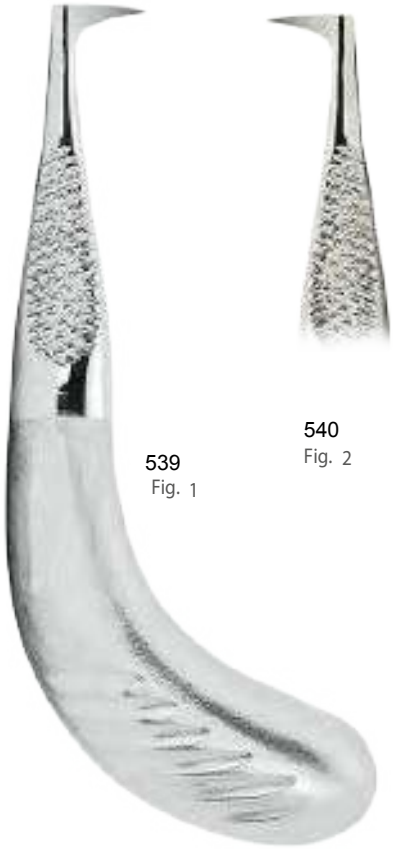

539
Fig. 1

540
Fig. 2

541
Fig. 2

542
Fig. 1

543
Fig. 3

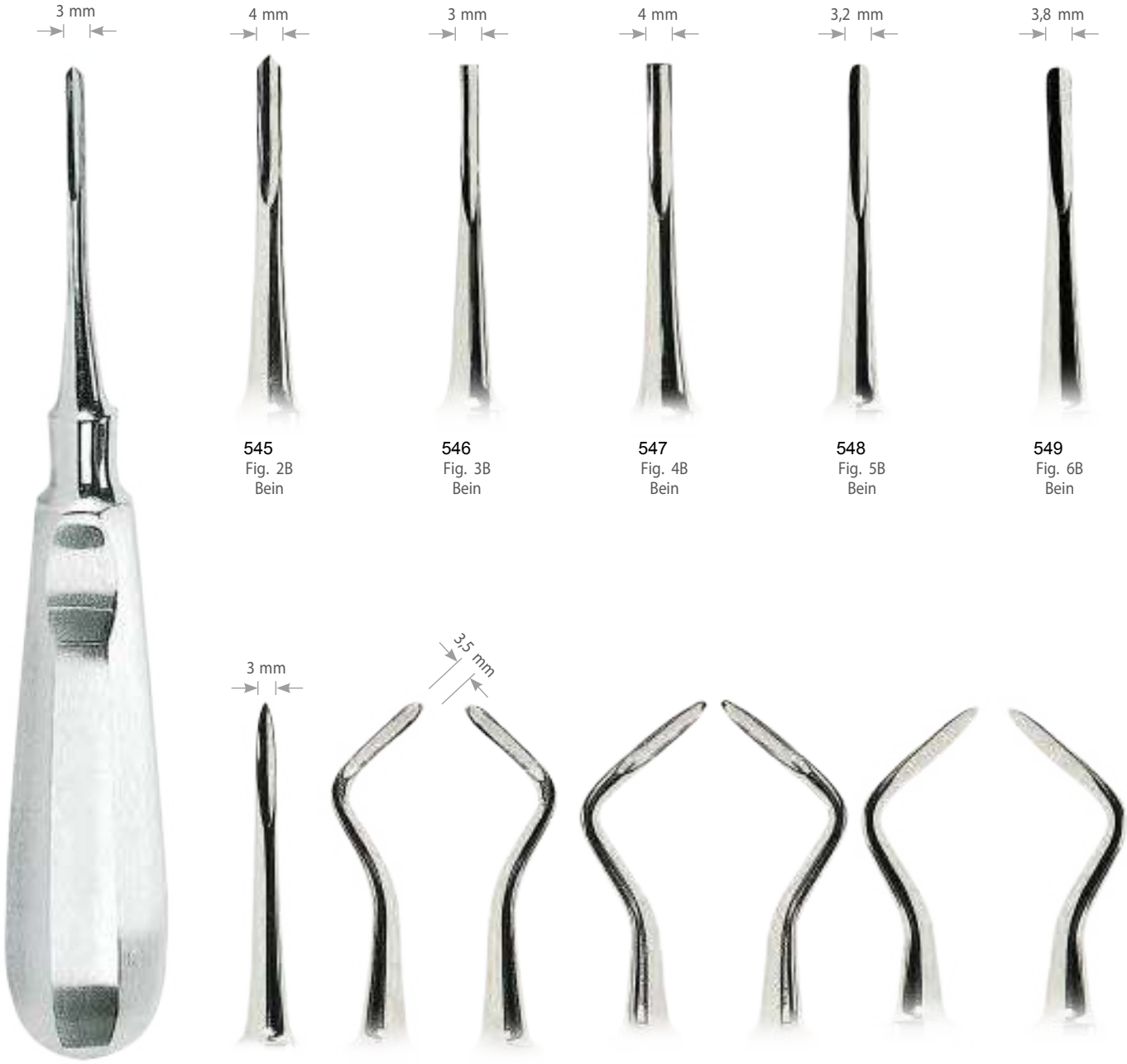

544
Fig. 1B
Bein

545
Fig. 2B
Bein

546
Fig. 3B
Bein

547
Fig. 4B
Bein

548
Fig. 5B
Bein

549
Fig. 6B
Bein

550
Fig. 1F
Flohr

551
Fig. 2F
Flohr

552
Fig. 3F
Flohr

553
Fig. 4B SA
Schmeckebier
Apexo

554
Fig. 5B SA
Schmeckebier
Apexo

555
Fig. 4 SA
Schmeckebier
Apexo

556
Fig. 5 SA
Schmeckebier
Apexo

Concave tip

Flat tip

557
Fig. 1K
Kopp

563
Fig. 1

558
Fig. 2K
Kopp

559
Fig. 3K
Kopp

560
Fig. 4K
Kopp

561
Fig. 5K
Kopp

562
Fig. 6K
Kopp

564
Fig. 2

565
Fig. 3

566
Fig. 4

567
Fig. 1

568
Fig. 2

569
Fig. 71
Miller-Apexo

570
Fig. 72
Miller-Apexo

571
Fig. 73
Miller-Apexo

572
Fig. 74
Miller-Apexo

573
Fig. 19

574
Fig. 20

575
Fig. 34S
Seldin

576
Fig. 34
Seldin

577
Fig. 2S
Seldin

578
Fig. 3S
Seldin

579
Fig. 1L
Seldin

580
Fig. 1R
Seldin

581
Fig. 4L
Seldin

582
Fig. 4R
Seldin

583
Fig. 51
Curtis

584
Fig. 52
Curtis

585
Fig. 11
Stout

586
Fig. 11A
Stout

587
Fig. 12

Flat tip

588
Fig. A
Cogswell

589
Fig. 301
Apexo

590
Fig. 302
Apexo

591
Fig. 303
Apexo

592
Fig. 301W
Seldin

593
Fig. 304W
Seldin

594
Fig. 1H
Heidbrink

595
Fig. 2H
Heidbrink

596
Fig. 40H
Heidbrink

597
Fig. 41H
Heidbrink

598
Fig. 44
Cryer

599
Fig. 45
Cryer

600
Fig. 25
Cryer

601
Fig. 26
Cryer

602
Fig. 31
Cryer

603
Fig. 32
Cryer

604
Fig. 81A

605
Fig. A1C
Coupland

606
Fig. A2C
Coupland

607
Fig. A3C
Coupland

608
Fig. 190

609
Fig. 191

610
Fig. 15
Woodward

611
Fig. 16
Woodward

612
Fig. 1C
Coupland

613
Fig. 2C
Coupland

614
Fig. 3C
Coupland

615
Fig. 11M
Mac Millan

616
Fig. 12M
Mac Millan

617
Fig. 13M
Mac Millan

618
Fig. 31F
Friedman

619
Fig. 32F
Friedman

620
Fig. 1

626
Fig. 1
Bein

621
Fig. 2

622
Fig. 2
Flohr

623
Fig. 3
Flohr

624
Fig. 7
Cryer

625
Fig. 8
Cryer

627
Fig. 2
Bein

628
Fig. 3
Bein

629
Fig. 4
Bein

630
Fig. 5
Bein

631
Fig. 6
Bein

632
Fig. 1
Heidbrink

633
Fig. 2
Heidbrink

634
Fig. 3
Heidbrink

635
Fig. 1
Warwick-James

636
Fig. 2
Warwick-James

637
Fig. 3
Warwick-James

638
Fig. 1
Heidbrink

639
Fig. 2
Heidbrink

640
Fig. 3
Heidbrink

641
Fig. 1
Chompret

642
Fig. 2
Chompret

643
Fig. 3
Chompret

644
Fig. 4
Chompret

645
Fig. 1

646
Fig. 2

647
Fig. 3

648
cm. 11

649
Fig. 0

650
Fig. 1

651
Fig. 2

652
Fig. 3

653
Fig. 4

654
Fig. 5

655
Fig. 6

656
Fig. 7

657
Fig. 8

658
Fig. 9

659
Fig. 11

660
Fig. 21

661
Fig. 22

662
Fig. 23

663
Fig. 24

664
Fig. 25

665
Fig. 26

666
Fig. 27

667
Fig. 28

668
Fig. 29

669

Complete kit composed of 1 handle and 20 interchangeable tips, with complete tra

Contents: 648, 649, 650 651 652, 653, 654, 655, 656, 657 658, 659, 660, 661, 662, 663
664, 665, 666, 667,668

670

Complete kit composed of 1 handle and 11 interchangeable tips , with complete tray

Contents: 648, 649, 650, 651 652, 653, 654, 655, 656, 657 658, 659,

3 mm

671
Fig. 1B
Bein

4 mm

672
Fig. 2B
Bein

3 mm

673
Fig. 3B
Bein

4 mm

674
Fig. 4B
Bein

3,2 mm

675
Fig. 5B
Bein

3,8 mm

676
Fig. 6B
Bein

677
Fig. 1F
Flohr

678
Fig. 2F
Flohr

679
Fig. 3F
Flohr

680
Fig. 4 SA
Schmeckebier-Apexo

681
Fig. 5 SA
Schmeckebier-Apexo

682
Fig. 71
Miller-Apexo

683
Fig. 72
Miller-Apexo

684
Fig. 4L
Seldin

685
Fig. 4R
Seldin

686
Fig. 1H
Heidbrink

687
Fig. 2H
Heidbrink

688
Fig. 41H
Heidbrink

689
Fig. 301
Apexo

690
Fig. 301W
Seldin

691
Fig. 25
Cryer

692
Fig. 26
Cryer

693
Fig. 44
Cryer

694
Fig. 45
Cryer

Walter F. Barry

695
Fig. 320
Walter F. Barry

696
Fig. 321
Walter F. Barry

697
Fig. 322
Walter F. Barry

698
Fig. 323
Walter F. Barry

699
Fig. 350
Walter F. Barry

700
Fig. 351
Walter F. Barry

701
Fig. 370
Walter F. Barry

702
Fig. 371
Walter F. Barry

Lecluse

703
Fig. 1LC
Lecluse

Winter

704
Fig. 1LW
Winter

705
Fig. 1RW
Winter

706
Fig. 11LW
Winter

707
Fig. 11RW
Winter

712
Fig. 24
Pott

713
Fig. 25
Pott

708
Fig. 12LW
Winter

709
Fig. 12RW
Winter

710
Fig. 14LW
Winter

711
Fig. 14RW
Winter



Extraction Forceps Set For Children

714

Contents: 216, AL-217, 218, 219 220, 221, 222,

Extraction Forceps Set Multi Colour For Children

715

Contents: 209, AL-210, 211, 212 213, 214, 215,

Extraction Forceps Set For Children

716

Contents: 196, AL-197, 198, 199 200, 201, 202,

Extraction Forceps Set Multi Colour

717

Contents: 500, 501, 502, 503 504, 505, 506, 507, 508, 509

Extraction Forceps Set With Fitting Handle

718

Contents: 223, 226, 227, 228 229, 250, 255, 267, 274, 237

Extraction Forceps Set

719

Contents: 186 AL-187, 188, 189 190, 191, 192, 193, 194, 195

Extraction Forceps Set

720

Contents: 101 AL-109, 110, 159 150, 136, 116, 107,

Extraction Forceps Set

721

Contents: 101 AL-109, 110, 159 150, 136, 116, 107,

Extraction Set

722

Contents: 150 AL-136, 123, 159 544, 551, 552, 695, 696

Root Elevators Set

723

Contents: 544 AL-547, 551, 552 598 599,

Root Elevators Set

724

Contents: 545, AL-546, 547, 551 552, 638, 639, 640, 695, 696

Root Elevators Set

725

Contents: 557 AL-558, 559, 560 561, 562,

1501
Universal

Universal pliers for bending wires up to 0,9 mm. (.035") or cutting up to 0,7 mm. (.028")

1502
Universal

Universal pliers for bendingwires up to 0,9 mm. (.035") or cutting up to 0,7 mm (.028")

1503
Waldsachs

Waldsachs universal pliers for bending wires up to 1,0 mm. (.039") or cutting up to 0,7 mm. (.028")

Orthodontic Pliers

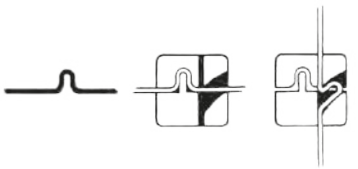

1504
Nance

Nance loop closing pliers, for bending of stop loops and special pliers for Adams' clasps. Wires up to 0,7 mm. (.028")

1505

Round-Concave pliers for loop formingand bending of thin round and square wires up to 0,5 mm. (.020")

Loop forming pliers

1506
Tweed

Tweed Loop Forming Pliers. For round or rectangular wires up to 0,56 x 0,7 mm. (.022"x .028"). Replaceable cylindrical beak with three sizes: 1,15 mm. (.045"), 1,50 mm. (.059"), 1,90 mm. (.075"). Concave beak with slight parallel serrations, to keep the wire in proper position

1507
Tweed

Tweed Loop Forming Pliers. For making perfect Omega Loops with round or rectangular wires up to 0,56 x 0,7 mm. (.022" x .028"). The concave beak is exactly the same as pliers 5809-1

1508
Tweed

Single diameter loop forming pliers. Wire up to 0,56 x 0,7 mm. (.022" x 0.28"). Replaceable concave beak has only one diameter section of1,50 mm. (.059")

Band removers pliers

1514

Direct bonding bracket remover with "Wide beak" pad. Designed for quick, comfortable removal of direct bonded brackets and elimination of adhesive residues. Wide tip

1516

Direct bonding bracket remover with "Narrow beak" pad. Similar to 5826-1

1517

Short nose pliers for easy band removal. Interchangeable plastic pad

1518

Posterior band remover (long). These long style pliers are excellent for posterior band removing, also used to remove direct bonding bracket

1519

1520

TC
INSERT

With tungsten
carbide inserts

Wire cutter. For ligature wires and pins. It is strong enough to bend archwire ends after distal cutting. Maximum cutting capacity up to 0,56 x 0,7 mm. (.022" x .028")

1521

1522

TC
INSERT

With tungsten
carbide inserts

Micro-miniature light wire cutter. It cuts soft ligature wires. For use in case of limited access. Caution: maximum cutting capacity: soft ligature wire up to 0,30 mm. (.012")

1523

Wire cutter. For ligature wires and pins. It istrong enough to bend archwire ends after distal cutting. Maximum cutting capacity: up to 0,9 mm. (.036")

1524

Wire cutter. For ligature wires and pins. It is strong enough to bend archwire ends after distal cutting. Maximum cutting capacity: wires up to 1,5 mm. (.044")

1525

TC
INSERT

With tungsten
carbide inserts

Wire cutter. For ligature wires and pins. It is strong enough to bend archwire ends after distal cutting Maximum cutting capacity: wires up to 1,2 mm. (.044")

Distal end cutters

TC
INSERT

1526

With tungsten carbide inserts

1527

1528

Distal end cutter -safety hold- a precision cutter designed for distal arch cutting in the patient's mouth. It cuts hard wires and holds the loose distal end preventing any damaging of oral tissue. Maximum cutting capacity rectangular wires up to 0,56 x 0,7 (022" x .028") , round wires up to 0,5 mm. (.020")

Micro-distal end cutter -safety hold-.
Similar to 5836

D.B. bracket remover pliers

1529

1530

Direct bonding bracket remover (wide). The removers grip firmly for easy incisal-gingival (vertical) use or, if needed, for mesial-distal (horizontal) use with the same ease

Direct bond attachment remover (angled). For removing all bonded attachments. May be used mesial-distal (horizontal) or incisal-gingival (vertical) in anterior areas. Angled perfectly for easy access to difficult posterior areas

1531

Round and concave heavy wire pliers. For forming loops in hard clasp wires or labial arch wires up to 0,8 mm. (.032")

1532

Johnson pliers. Contouring band pliers

1533
Young

Loop forming pliers. Young pliers. Wires up to 0,7 mm. (.028")

1534
Nance

Nance loops closing pliers Nance style. With 4 steps for forming various size loops in rectangular and round wires, up to 0,7 mm. (.028")

1535

Wire bending pliers, for wires up to 0,9 mm. (.036")

1536

Double rounded jaw wire bending pliers, for -wi res up to 0,7 mm. (.028")

1537
Angle

Bird Beak Angle pliers for bending round, square or rectangular wire up to 0,7 mm. (.028")

1538

Double rounded jaw wire bending pliers, for wires up to 0,7 mm. (.028")

1539
Angle

or

Bird beak pliers for bending round, square rectangular wire up to 0,7 mm. (.028”). With cutter

1540
Adams

Adams pliers for bending wires up to 0,7 mm (.028")

1541
Adams

Adams pliers for bending wires up to 0,7 mm (.028")

1542
Tweed

Tweed loop forming pliers. For forming loops in wires up to 0,56 mm. (.022")

Torquing pliers

1543
Aderer

Aderer three jaws bending pliers. For wires up to 0,7 mm. (.028")

1544
Aderer

Aderer three jaws bending pliers. For wires up to 0,7 mm. (.028")

1545

Light Bird Beak pliers forbending round, square or rectangular wires up to 0,4 mm. (.016")

1546
Tweed (Angle)

Tweed (Angle) arch bending pliers - short - Pliers with beaks (10 mm.) designed for convenient handling of square or rectangular wires the blades are parallel at 0,5 mm. (.020") pliers' opening

1547
How

How pliers Universal well balanced for optimum controlCompletely lip-safe beaks

1548
How

How Universal pliers - curved 45°- well balanced for optimum control. Completely lip-safe beaks

1549

Flat nose pliers with smooth beaks fobending wires up to 0,7 mm. (.028")

1550

Bending wires up to 0,7 mm. (.028")

1551

Bending wires up to 0,7 mm. (.028")

1552

Bending wires up to 0,7 mm. (.028")

Elastic forceps

1553

Fig. 1
Halstead-Mosquito
cm. 12

Straight

Straight

Fig. 1
Halstead-Mosquito
cm. 12

1554

Curved

Fig. 2
Halstead-Mosquito
cm. 12

1555

1556

Fig. 2
Halstead-Mosquito
cm. 12

Curved

Ligature forceps

cm. 14

1557

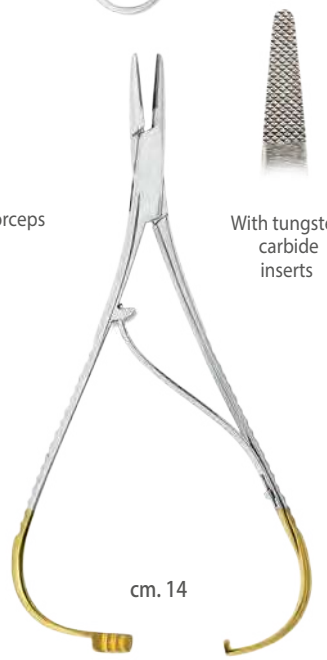

With tungsten
carbide
inserts

cm. 14

1558

Ligature forceps

cm. 17

1559

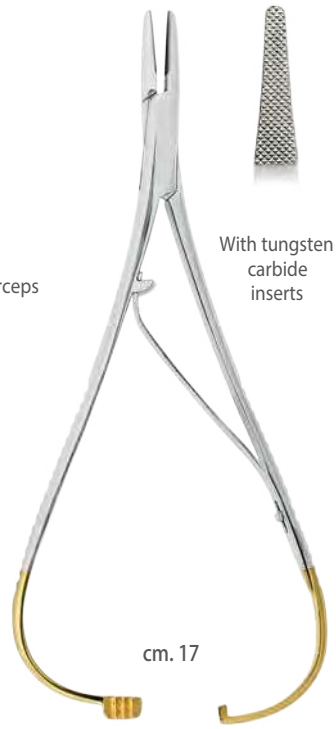

With tungsten
carbide
inserts

cm. 17

1560

Orthodontic Instruments

Direct Bonding Bracket Holders Self holding with reverse action
Will not release the bracket until pressed

Band pusher

Band setter with tin insert

Used in all heat sterilizers

1561
cm. 13,5

1562
cm. 13,5

1563
cm. 14

1564
cm 14
Mershon

1565
cm. 15

1566
cm. 13,5
Band Pusher

Ligature instruments

1567 1568 1569

Band seating and removing instrument

1570

cm. 15,5

Separating pliers for elastics and separators

1571

Orthodontic Instruments

1572
mm. 2
Luniatschek

Ligature and archwire tucker

1573
mm. 3
Luniatschek

Mouth mirrors

Box of 12

1575
Fig. 4
Ø 22 mm

1574
Fig. 5
Ø 24 mm

Utility instruments

1580
Fig. 1

1576
Fig. 1L

(left)

1577
Fig. 1R

(right)

1578
Fig. H6
Hygienist

1579
Fig. H7
Hygienist

1581
Fig. U15
Towner

Handle for mouth mirror

1582
Set of 5

Pliers

1583
Fig. 1

cm. 15

1584
Fig. 2

cm. 15

Orthodontic Instruments

1585
cm. 12
Universal

Straight

Fig. 1
cm. 10,5
1586

Curved

1587

Fig. 2
cm. 10,5

Decimal caliper

Measuring range 0-100 mm.

1588
cm. 14

indicative measures

Cotton and Dressing Pliers

2501
Fig. 1
Flagg
cm. 15

2502
Fig. 2
London College
cm. 15

2503
Fig. 3
Meriam
cm. 16

2504
Fig. 4
Perry
cm. 13

2505
Fig. 5
Perry
cm. 13

2506
Fig. 4
Perry
cm. 13

Cotton and Dressing Pliers

London College universal cotton and dressing pliers

2507
Fig. 2
College
cm. 16

2508
Fig. 3
cm. 16

2509
Fig. 17
cm. 16

2510
Fig. 18
cm. 16

2511
Fig. 19
cm. 16,5

Periodontal pocket markers

Goldman-Fox periodontal pocket marker

Self-locking cotton and dressing pliers

Self-locking

2512
Fig. 1
Goldman-Fox
cm.15

2513
Fig. 2
Goldman-Fox
cm.15

2514
Fig. 18L
Locking
cm. 16

2515
Fig. 1
cm.15

2516
Fig. 2
cm. 15

Explorers

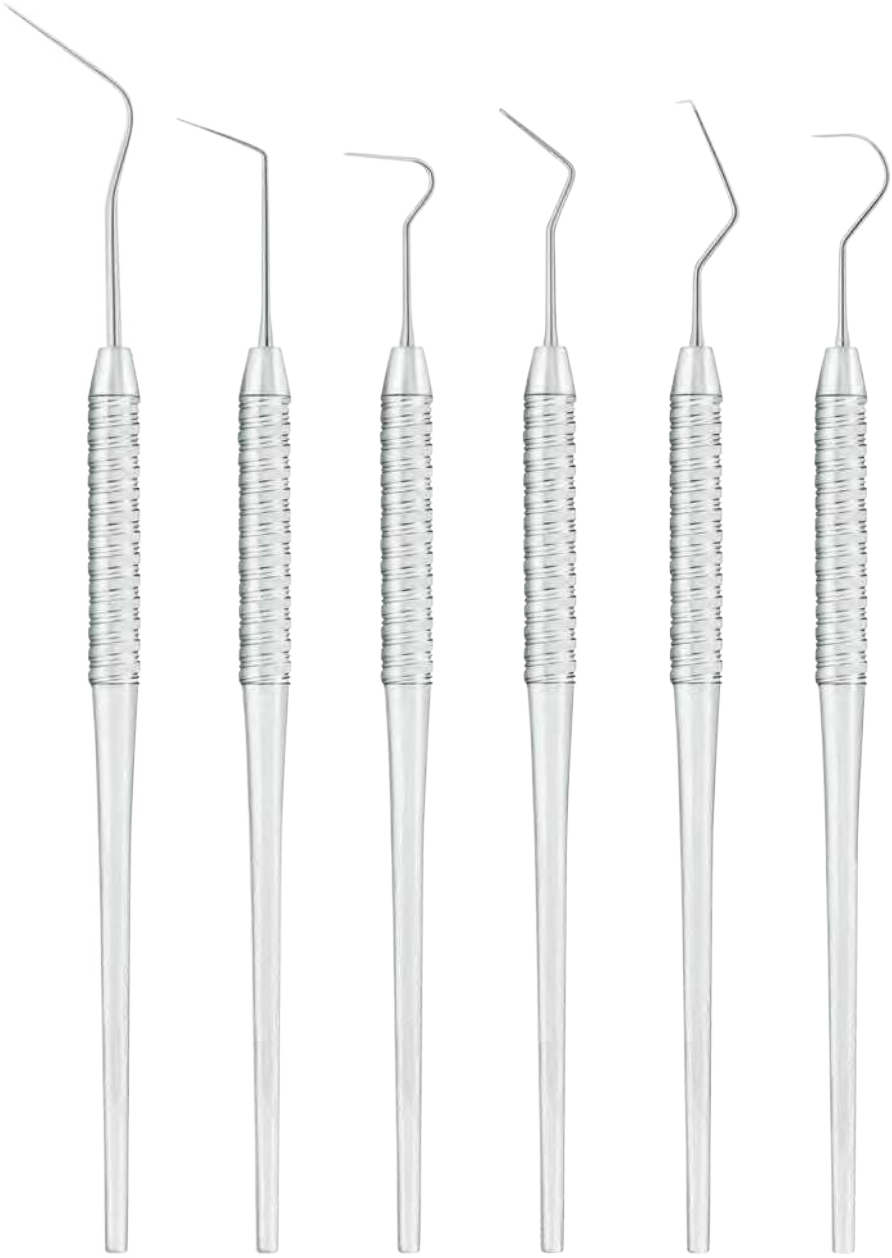

2517
Fig. 3R
Rhein

2518
Fig. 6

2519
Fig. 8

2520
Fig. 9

2521
Fig. 17

2522
Fig. 23

Double ended explorers

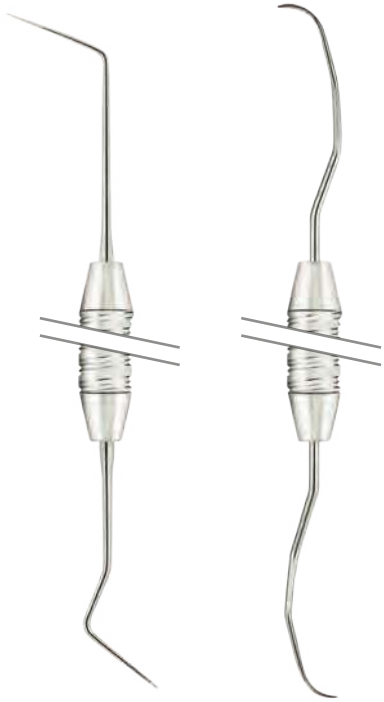

2523
Fig. 6/9

2524
Fig. 11/12AF

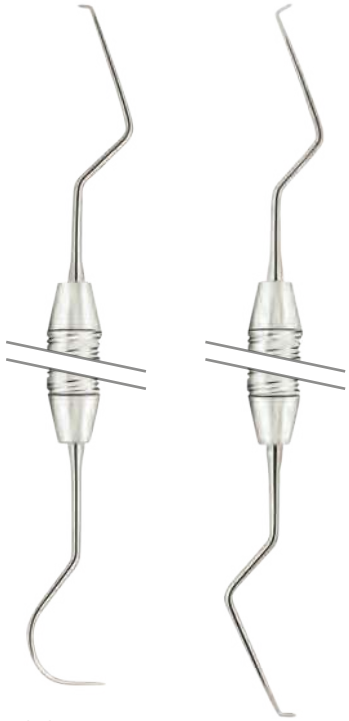

2525
Fig. 23/17

2526
Fig. 17/19

Explorers Anatomic Handle

2527
Fig. 23

2528
Fig. 2

2529
Fig. 3

2530
Fig. 3A

2531
Fig. 3R
Rhein

2532
Fig. 5

2533
Fig. 6

2534
Fig. 8

2535
Fig. 9

2536
Fig. 10

2537
Fig. 11

2538
Fig. 12

2539
Fig. 16

2540
Fig. 17

2541
Fig. 17A

2542
Fig. 23

2543
Fig. 2

2544
Fig. 3

2545
Fig. 3A

2546
Fig. 5

2547
Fig. 6

2548
Fig. 8

2549
Fig. 9

2550
Fig. 10

2551
Fig. 11

2552
Fig. 12

2553
Fig. 16

2554
Fig. 17

2555
Fig. 17A

Periodontal Pocket Probes

Periodontal pocket probe with two different tips:
one cone shaped end (Williams), one flat end (Goldman-Fox)

Periodontal pocket probe n.2N with a
curved tip for easier access to forked areas

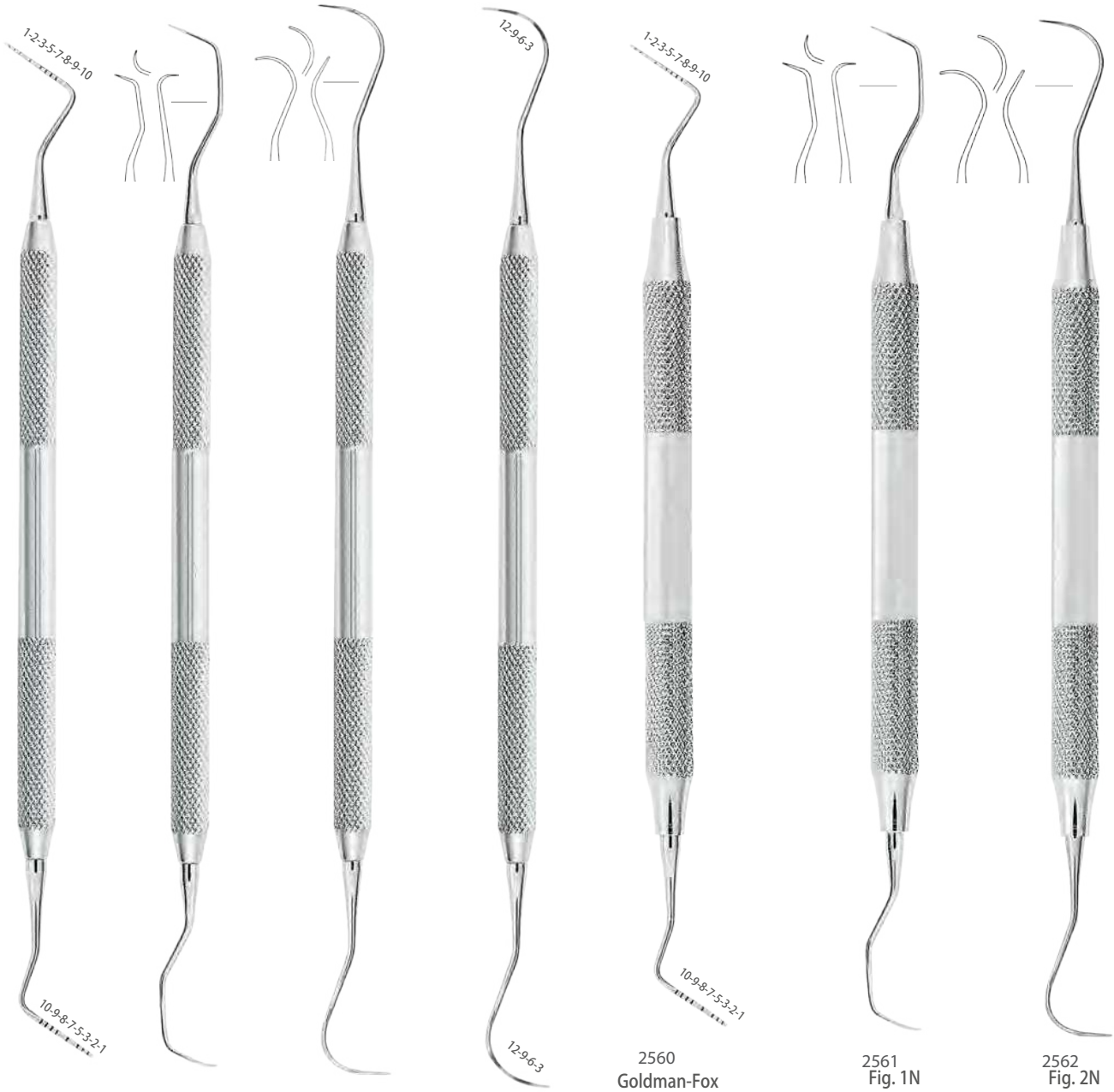

2556
Goldman-Fox
Williams

2557
Fig. 1N
Nabers

2558
Fig. 2N
Nabers

2559
Fig. 2N
Nabers

2560
Goldman-Fox
Williams

2561
Fig. 1N
Nabers

2562
Fig. 2N
Nabers

Double-Ended Explorers

Explorer with very extended and curved tip, same shape of Gracey Curette fig.11/12AF for easier access to forked areas

2563
Fig. UT 1/2
Cattoni

2564
Fig. 11/12AF

2565
Fig. 23/17

2566
Fig. 23/17A

2567
Fig. 2

2568
Fig. 2A

2569
Fig. 3

Root canal explorers

2570
Fig. 16/23

2571
Fig. 16/3

2572
Fig. 6/9

2573
Fig. 6/1

2574
Fig. 6/17

2575
Fig. 6/23

Double-Ended Explorers

Canal or endodontic explorer

2576
Fig. UT 1/2
Cattoni

2577
Fig. 23/17

2578
Fig. 23/17A

2579
Fig. 2

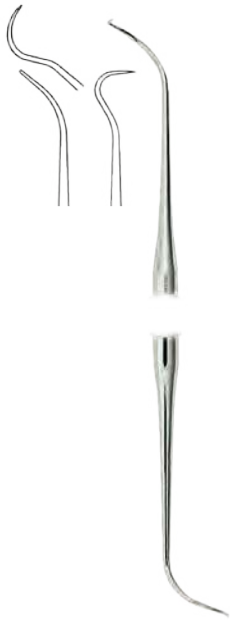

2580
Fig. 2A

2581
Fig. 3

Root canal explorers

2582
Fig.16/23

2583
Fig.16/3

2584
Fig. 6/1

2585
Fig. 6/17

2586
Fig. 6/23

Periodontal Pocket Probes

2587	2588	2589	2590	2591
CP-C	CP-11	CP-12	CP-12S O.M.S.	CP-15

Periodontal Pocket Probes

Williams Periodontal Pocket Probe

Flat tip

2592
Williams

2593
Merrit A

2594
Merrit B

2595
Goldman
Fox

2596
University of
Michigan

2597
26 G

Combination Explorers - Probes

Flat tip

2598
Fig. 23
Goldman-Fox

2599
Fig. 23
University
of Michigan

2600
Fig. 23
Williams

Flat tip

2601
Fig. 17
Goldman-Fox

2602
Fig. 17
University of
Michigan

2603
Fig. 17
Williams

Punta Piatta
Flat tip

2604
Fig. 3
Goldman-Fox

2605
Fig. 16
Goldman-Fox

2606
Fig. 16
Williams

2607
Fig. 23/CP11

2608
Fig. 23/CP12

Combination Explorers - Probes

2609
Fig. 23
Goldman-Fox

2610
Fig. 23
University ofMichigan

2611
Fig. 23
Williams

Flat tip

2612
Fig. 17
Goldman-Fox

2613
Fig. 17
Williams

Flat tip

2614
Fig. 3
Goldman-Fox

2615
Fig. 16
Goldman-Fox

2616
Fig. 16
Williams

2617
Fig. 23/CP11

2618
Fig. 23/CP12

2619
Fig. 1
Spreader

2620
Fig. 2
Spreader

2621
Fig. 3
Spreader

2622
Fig. 4
Spreader

2623
Fig. 5
Spreader

2624
Fig. 6
Spreader

2625
Fig. 7
Spreader

Endodontic

Periodontal pocket probes

2628
Williams

2626
Fig. 0MS

2629
Fig. 2N
Nabers

2627
Fig. 23
Williams

Spreaders

2630
Fig. 2
Spreader

2631
Fig. 3
Spreader

Fig. 1
Spreader
2636

Fig. 1
Machtou
2634

2632
Fig. 2
Machtou

2633
Fig. 3
Machtou

Fig. 4
Machtou
2635

Endodontic

Root-canal Pluggers

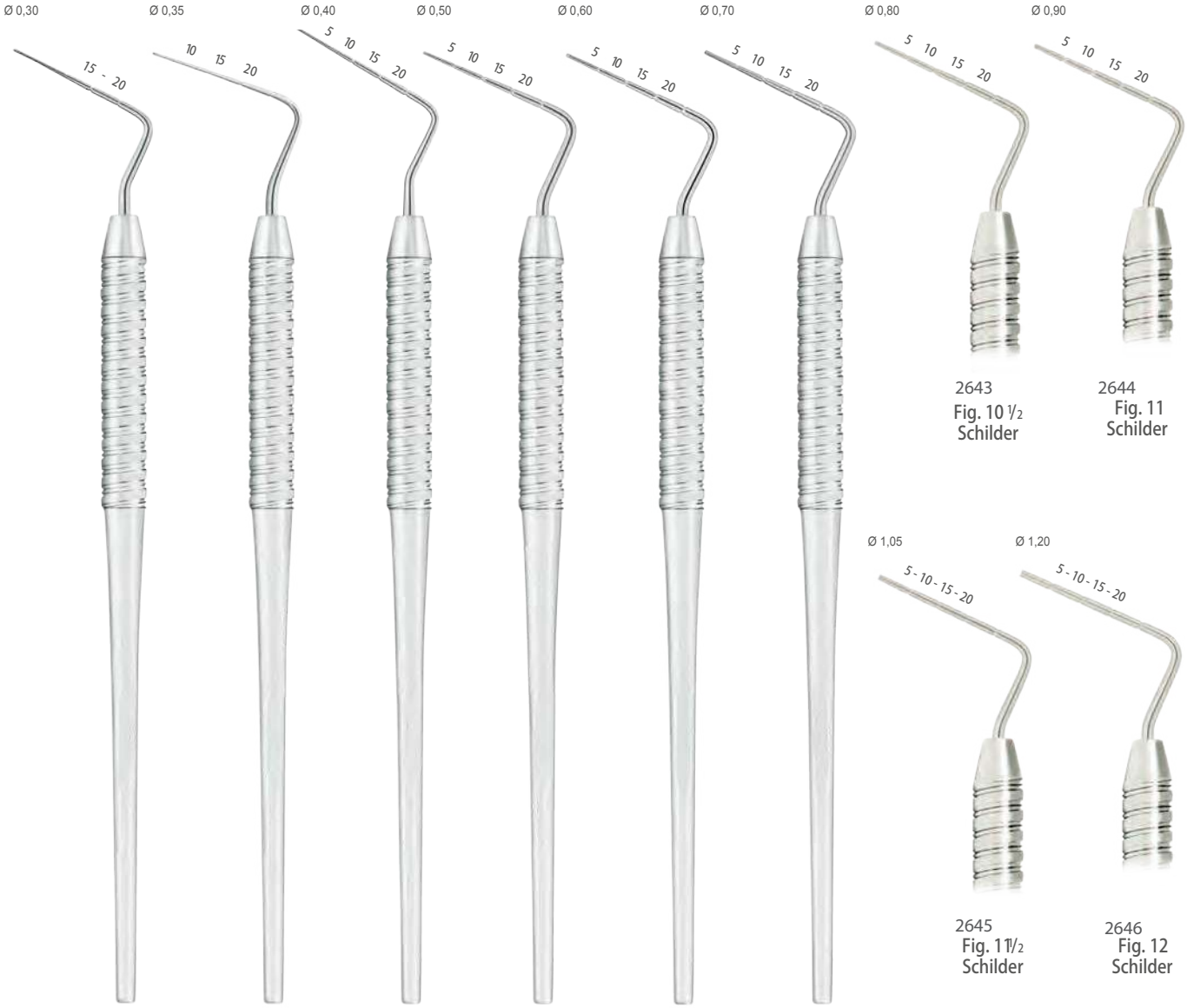

2637
Fig. 7½
Schilder

2638
Fig. 8
Schilder

2639
Fig. 8½
Schilder

2640
Fig. 9
Schilder

2641
Fig. 9½
Schilder

2642
Fig. 10
Schilder

2643
Fig. 10½
Schilder

2644
Fig. 11
Schilder

2645
Fig. 11½
Schilder

2646
Fig. 12
Schilder

Endodontic Instruments

Root-canal pluggers

2647 Fig. 1 Luks

2648 Fig. 2 Luks

2649 Fig. 3 Luks

2650 Fig. 4 Luks

2651 Fig. 1 Vertical condenser

2652 Fig. 2 Vertical condenser

2653 Fig. 3 Vertical condenser

2654 Fig. 4 Vertical condenser

Endodontic Instruments

Root-canal explorers

Root-canal excavators

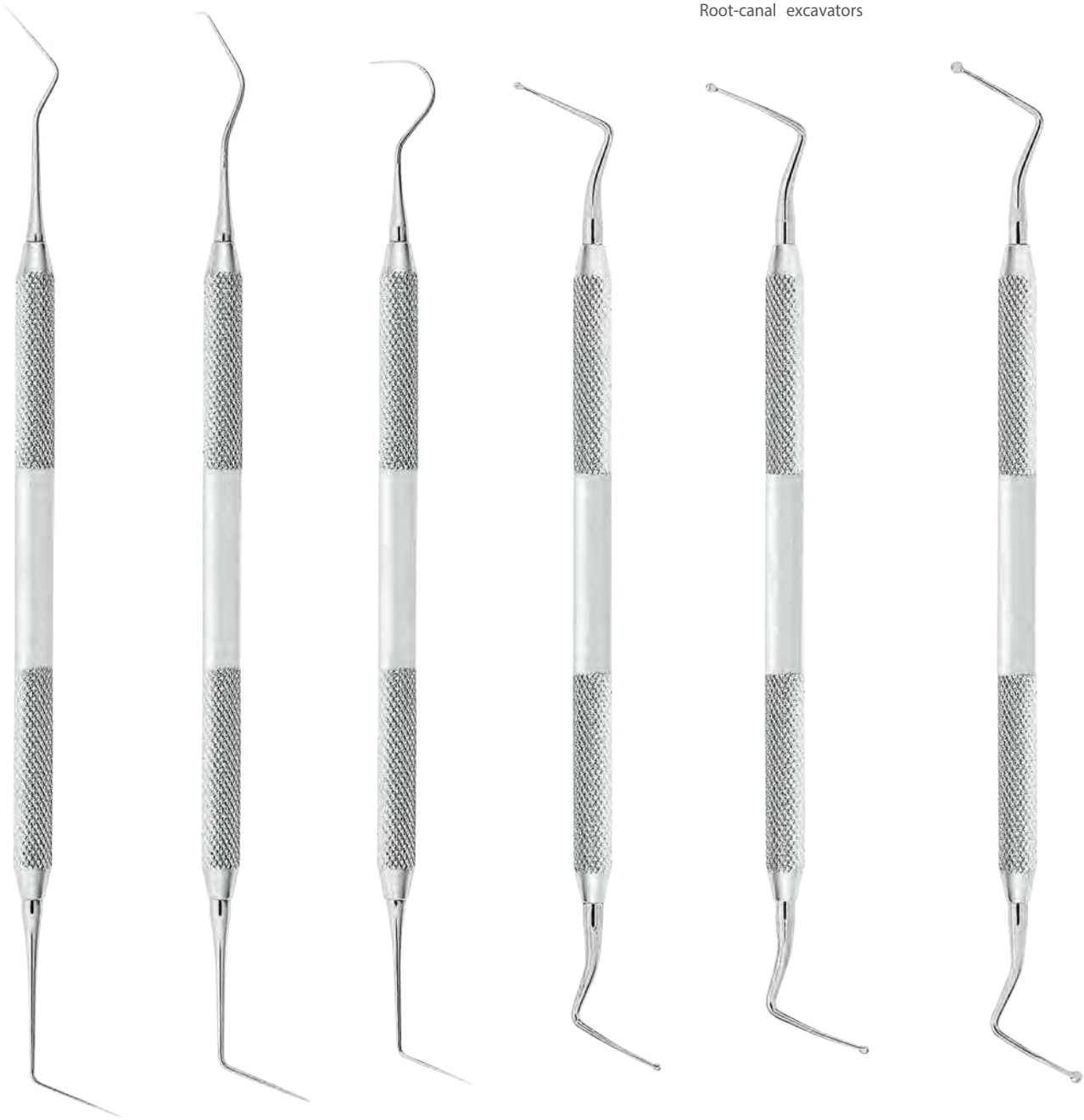

Fig. 6/1
2655

Fig. 6/17
2656

Fig. 6/23
2657

Fig. 31L
2658

Fig. 32L
2659

Fig. 33L
2660

Endodontic Instruments

Root-canal explorers

Root-canal excavators

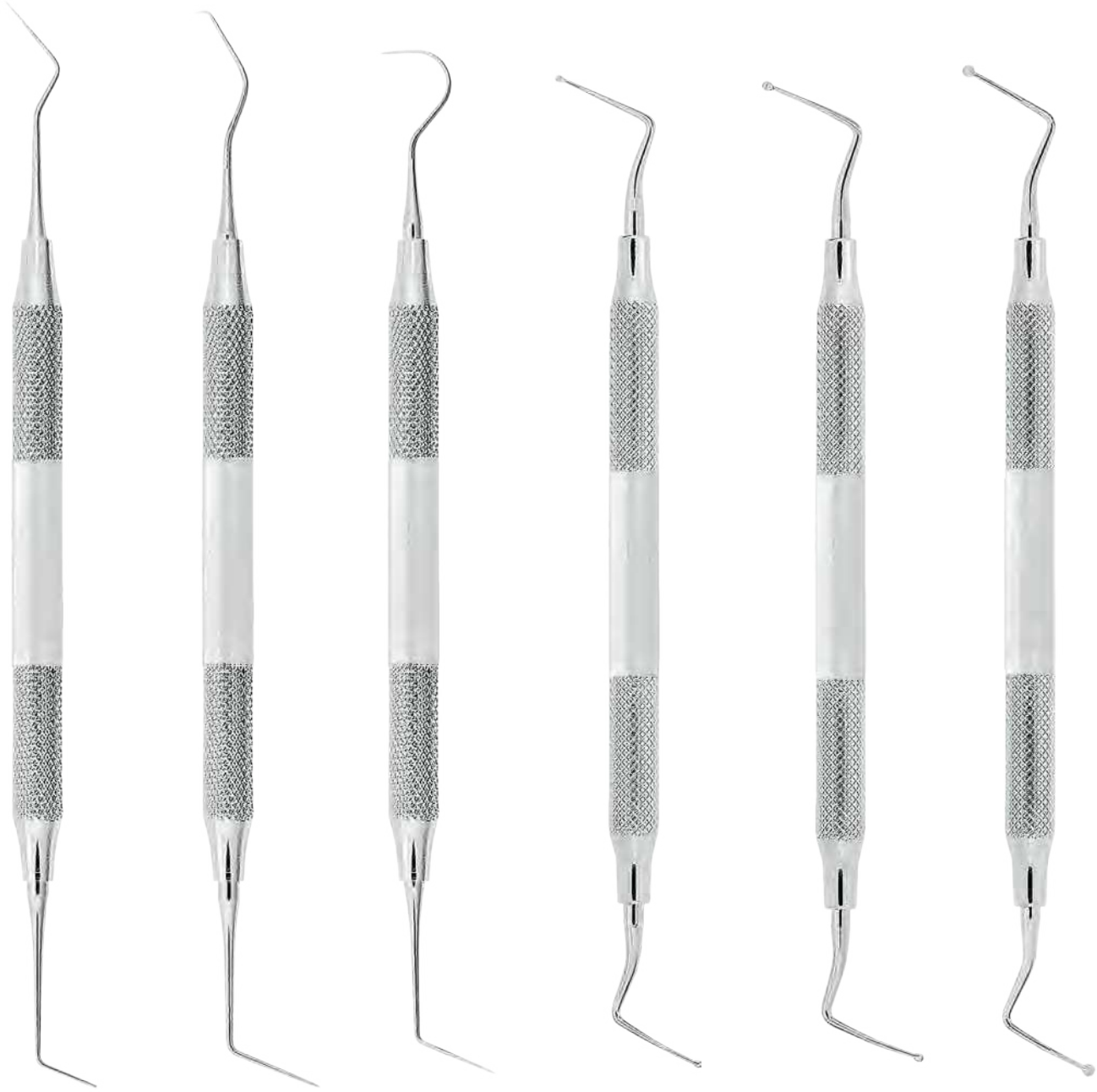

2661
Fig. 6/1

2662
Fig. 6/17

2663
Fig. 6/23

2664
Fig. 31L

2665
Fig. 32L

2666
Fig. 33L

Endodontic Instruments

Pliers for removing broken broaches

Fig. 1
cm. 13
2667

Fig. 2
cm. 13
2668

Cotton and dressing pliers

Self-locking

Fig. 2
cm. 15
2671

Forceps and pliers for silver cones

Fig. 1
Stieglitz
2669

Fig. 2
Stieglitz
2670

Handles for Mouth Mirrors

Mouth Mirrors

Plane

Rhodium front surface mouth mirrors, plane

2672
Fig. 6
Ø 26 mm

2673
Fig. 5
Ø 24 mm

2674
Fig. 4
Ø 22 mm

2675
Fig. 4
Rhodium
Ø 22 mm

Magnifying

2676
Fig. 6
Ø 26 mm

2677
Fig. 5
Ø 24 mm

2678
Fig. 4
Ø 22 mm

2679
Fig. 5
Rhodium
Ø 24 mm

2680

2681

2682

Handles for Mouth Mirrors - Mouth Mirrors
Mouth mirror handle

Aluminium

2683

2684

2685

2686

2687

2688

Parallelometer
mouth mirror

2689

mouth mirror
+ handle code 2101

2690

Cone-socket

2695
socket

2696
Cone-socket

2697 Cone-
Cone-socket

Plane

2691
Fig. 5
Ø24 mm

2692
Fig.4
Ø22 mm

2693
Fig. 5
Ø24 mm

2694
Fig.4
Ø22 mm

With cone-socket

Box of 12

Titanium Mouth Mirrors

Fig. 4
Ø 22 mm
2698

Fig. 5
Ø 24 mm
2699

Double sided Mouth Mirrors

Fig. 5
Ø 24 mm
2700

Box of 6

Fig. 5
Cone-socket
Ø 24 mm
2701

Micro Mouth Mirrors

2702
Ø 3 mm

2703
Ø 5 mm

2704
7x2 mm

2705
9x3 mm

Photographic Mirrors

2706

2707

Occlusal surfaces

2708

Buccal surfaces

2709

Lingual surfaces



2710

Stainless Steel , Solid Set of 10 Pcs = 3501

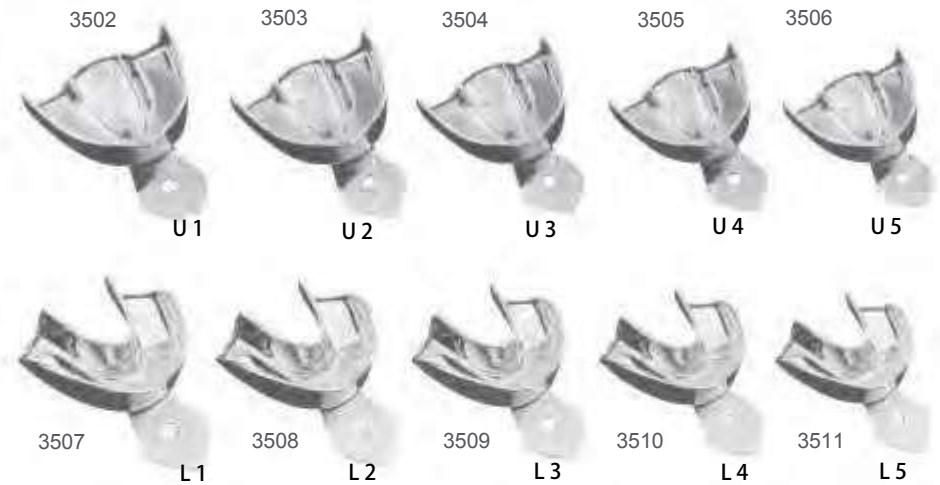

All The Above Impression Trays are Available in These 5 Sizes

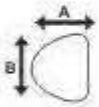

UPPER		U1	U2	U3	U4	U5
	A	62	60	53	54	52
	B	83	75	73	69	68

All Dimension are in mm

LOWER		L1	L2	L3	L4	L5
	A	63	61	57	60	53
	B	82	81	78	74	71

All Dimension are in mm

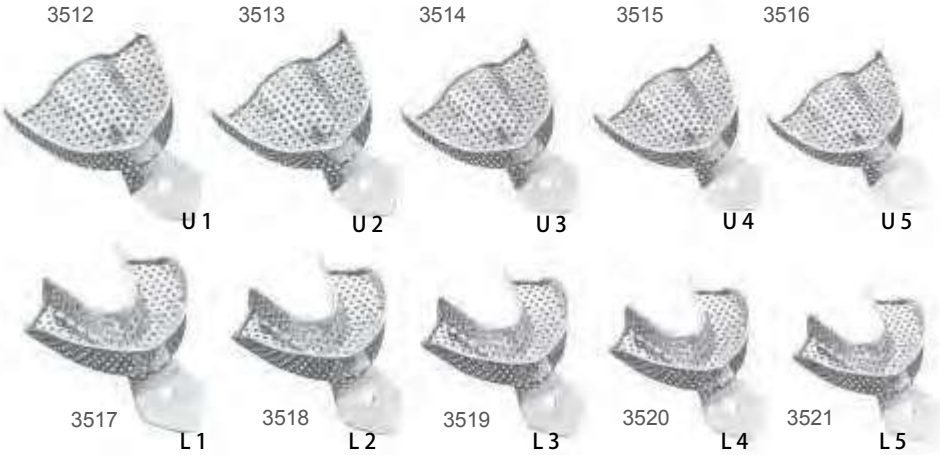

Stainless Steel , Perforated Set of 10 Pcs = 3522

Stainless Steel , Solid Full Denture Set of 8 Pcs = 3523

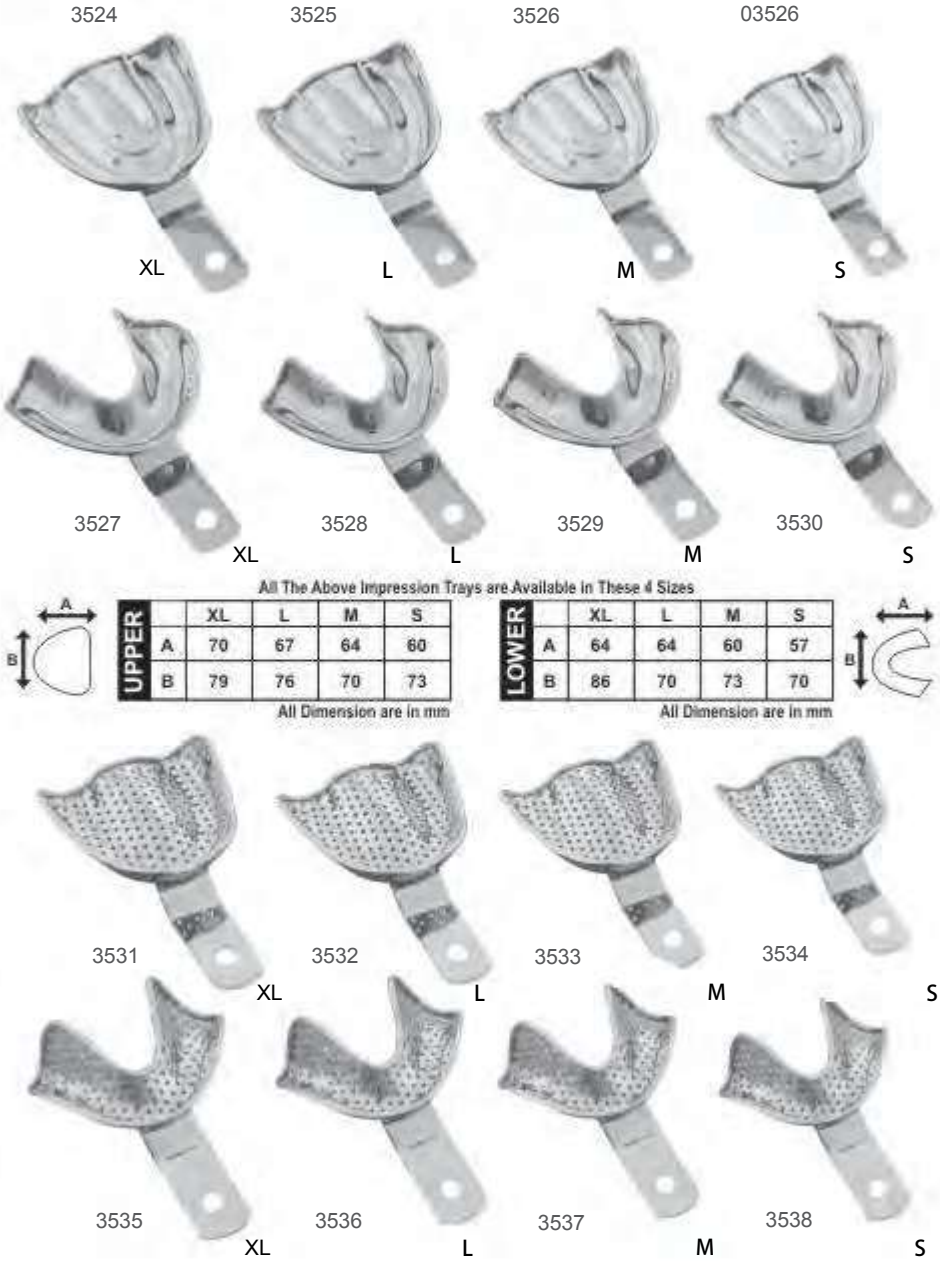

All The Above Impression Trays are Available in These 4 Sizes

UPPER		XL	L	M	S
	A	70	67	64	60
	B	79	76	70	73

All Dimension are in mm

LOWER		XL	L	M	S
	A	64	64	60	57
	B	86	70	73	70

All Dimension are in mm

Stainless Steel ,Perforated Set of 8 Pcs = 3539

Stainless Steel , Solid Set of 6 Pcs = 3540

3541 U 1

3542 U 2

3543 U 3

3544 L 1

3545 L 2

3546 L 3

All The Above Impression Trays are Available In These 4 Sizes

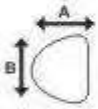

UPPER	U1	U2	U3
A	67	64	57
B	81	71	70

All Dimension are in mm

LOWER	L1	L2	L3
A	60	57	54
B	81	79	76

All Dimension are in mm

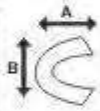

3547 U 1

3548 U 2

3549 U 3

3550 L 1

3551 L 2

3552 L 3

Stainless Steel ,Perforated Set of 6 Pcs = 3553

Lower
3555

Upper
3556

Lower
3557

Upper
3558

Lower
3559

Upper
3560

All The Above Impression Trays are Available In These 4 Sizes

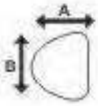

UPPER	Size	A	B	C
	0	67	50	12
	1	72	51	13
	2	78	55	15
	3	80	58	15

All Dimension are in mm

LOWER	Size	A	B	C
	0	70	50	14
	1	77	51	15
	2	79	55	15
	3	80	60	17

All Dimension are in mm

Stainless Steel , Solid For Denture Set of 8 Pcs = 3561

3562
XL

3563
L

3564
M

3565
S

3566
XL

3567
L

3568
M

3569
S

All The Above Impression Trays are Available in These 4 Sizes

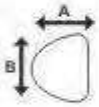

UPPER	XL	L	M	S
A	70	67	64	60
B	79	76	70	73

All Dimension are in mm

LOWER	XL	L	M	S
A	64	64	60	57
B	86	70	73	70

All Dimension are in mm

3570
XL

3571
L

3572
M

3573
S

3574
XL

3575
L

3576
M

3577
S

Stainless Steel ,Perforated Set of 8 Pcs = 3578

Stainless Steel , Solid For Denture Set of 8 Pcs = 03578

3579
U0

3580
U1

3581
U2

3582
U3

3583
L0

3584
L1

3585
L2

3586
L3

3587
U0

3588
U1

3589
U2

3590
U3

3591
L0

3592
L1

3593
L2

3594
L3

Stainless Steel ,Perforated Set of 8 Pcs = 3595

Impression Tray For Crown And Bridge Work

Perforated **Adjustable Perforated** **Adjustable Solid**

4501

4502
Orange

STANDARD
Dimensions
288x182x34 mm.

4503
Red

4504
Green

4505

4506
Orange

4507
Red

4508
Green

4509

4510
Orange

4511
Red

4512
Green

MIDI
Dimensions
182x144x34 mm.

4513

4514
Orange

4515
Red

4516
Green

4517

4518
Orange

4519
Red

4520
Green

MINI
Dimensions
182x72x34 mm

4521

4522
Orange

4523
Red

4524
Green

4525

4526

Aluminium endodontic MAXI boxes,
complete with lid
dimensions mm. 204 x 105 x 54

4527

4528

4529

4530

4531

Aluminium endodontic MIDI boxes,
complete with lid - dimensions mm. 125 x 105 x 54

4532

4533

4534

4535

Aluminium endodontic MINI boxes, complete with lid - dimensions mm. 100 x 44 x 54

4536

4537

4538

Round aluminium endodontic boxes, complete with lid

4539
Ø mm. 48 - h. mm. 62

4540
Ø mm. 94 - h. mm. 70

5501

Lightweight anatomic articulator made of aluminium die-casting. It can be used following the geometrical laws of medium values (Bonwill triangle).
Fixing according to centric.Automatic return to the hinge axis with springs. Perfect stability also in reversed position. Easy access and visibility to the lingual surfaces. Interchangeable self centring aluminium mounting plate or magnetic plates
Pure translation movement (key and instructions included). Anti-shock hinge rod in case articulator falls accidentally.
Bigger size lock screws for mounting plates.

Bearing rod for 180° opening
Perfect stability in fully opened (reversed) position

5502

5503
Equipment

2 mounting plates cod. 5000-1
2 screws for plates cod. 5000-6

Occlusor
5504

5505

5506

5507	5508	5509	5510	5511	5512	5513	5514
Fig. 1/2 Hollenback	Fig. 3 Hollenback	Fig. 3S Hollenback	Fig. 1 Ward	Fig. 1S Ward	Fig. 2 Ward	Fig. 1 Frahm	Fig. 2 USC

5515
Graded handle Hylin carver

5516
Hylin

5517
Hylin-Le Cron

5518
Hylin-Ceramica

5519
Hylin

5520
A

5521
Le Cron

5522
Le Cron

5523
Le Cron

5524
Le Cron

5525
Zahle

5526
Zahle

5527
Zahle

5528
Gritman

5529
Beale

5530
Roach

5531
Vehe

5532
Fig. 1
P.K. Thomas

5533
Fig. 2
P.K. Thomas

5534
Fig. 3
P.K. Thomas

5535
Fig. 4
P.K. Thomas

5536
Fig. 5
P.K. Thomas

5537
Fig. 1
P.K. Thomas

5538
Fig. 2
P.K. Thomas

5539
Fig. 3
P.K. Thomas

5540
Fig. 4
P.K. Thomas

5541
Fig. 5
P.K. Thomas

5542
1C

5543
2C

5544
3C

5545

5546

5547

5548	5549	5550	5551	5552	5553	5554	5555
Fig. 1	Fig. 2	Fig. 3	Fig. 2	Fig. 3	Fig. 3	Fig. 4	Fig. 6
cm. 16,5	cm. 16	cm. 16	cm. 12	cm. 11,5	cm. 15	cm. 18	cm. 26

5556 5557 5558

5559 Greenstein 5560 Greenstein 5561 Greenstein

5562
Fig. 1
Fahnenstock
cm. 12,5

5563
Fig. 2
Fahnenstock
cm. 17

5564
Fig. 1
Lessmann
cm. 12,5

5565
Fig. 2
Lessmann
cm. 17

5566
Fig. 1
cm. 12,5
with small spoon

5567
Fig. 2
cm. 17
with large spoon

5568
Fig. 1
cm. 17

5569
Fig. 2
Gritman
cm. 17

5570
Fig. 3
cm. 16

5571
Fig. 4
cm. 16

Alginate, plaster

Alginate, plaster

Alginate

5572
Fig. 1
cm. 18,5

5573
Fig. 2
cm. 18

5574
Fig. 5
cm. 21,5

5575
Fig. 6
cm. 20,5

5576
Fig. 7
cm. 19,5

Alginate

5577
Fig. 8
cm. 20

5578
Fig. 9
cm. 22,5

5579
Fig. 3
cm. 18,5

5580
Fig. 4
cm. 19,5

5581
Fig. 1
cm. 12
Straight

5582
Fig. 2
cm. 12
Curved

5583
cm. 12
Universal

Straight, one blade serrated

5584 **Fig. 1**
cm. 10,5

Curved, one blade serrated

5585 **Fig. 2**
cm. 10,5

Straight

5586 **Fig. 1**
cm. 10,5

Curved

5587 **Fig. 2**
cm. 10,5

Pliers for telescope crowns

5588
Böhm
cm.11,5

5589
Böhm
cm.14,5

Crown Pliers

5590
cm. 13

Calipers ○

5591

Spring Caliper
for wax

5592

Spring caliper
for metal

Measuring range:
0-10 mm.

5593
cm . 18

5594

Aluminium caliper
up to mm. 200.
Graded in mm and inches

5595

Caliper graded
in mm and inches

5596

Calibro
Caliper

5597
Boley
cm. 14

Measuring range:
0-100 mm.

○ indicative measures

5598
Asa Special Inox
cm. 19,5

Riveting mallets

5599
cm. 22

5600
cm. 22

Horn mallet

5601
cm. 20

Crucible Tongs

5598-1

5602
cm. 31

5603
cm. 40

5604
cm. 51

5605
Fret saw cm. 25

5606
Fret saw blades for plaster
mm. 130 x ⊠ 1,3 mm

Package of 12



5607
Fret saw blades for metal
mm. 130 x mm. 0,52 x mm. 0,26

Package of 12

5609 mm. 75 x 3 x 0,25

5610 mm. 75 x 5 x 0,25

5611 mm. 75 x 5 x 0,12



5608
Saw for models cm.18

6501	6502	6503	6504	6505	6506	6507	6508	6509	6510
Fig. 1	Fig. 2	Fig. 1	Fig. 2	Fig. 5	Fig. 5R	Fig. 6	Fig. 1W	Fig. 2W	Fig. 3
Ochsenbein	Ochsenbein	Gardner	Gardner	Gardner	Gardner	Gardner	Wakefield	Wakefield	Buckley

Bone chisels and gouges

mm. 3
6511

mm. 4
6512

mm. 5
6513

mm. 6
6514

Partsch
cm. 13,5

mm. 3
6515

mm. 4
6516

mm. 5
6517

mm. 6
6518

Partsch
cm. 13,5

mm. 3
6519

mm. 4
6520

mm. 5
6521

mm. 6
6522

Partsch
cm. 17

mm. 3
6523

mm. 4
6524

mm. 5
6525

mm. 6
6526

Partsch
cm. 17

Mallets

Lead filled

6527
Partsch
cm. 19

6528
Mead
cm. 19,5

6529
Mead
cm. 17

6530
Vickers
cm. 19

6531
Herbert
cm. 19

6532
Beale

6533
Fig. GF
Goldman-Fox

6534
Fig. M9
Molt

6535
Fig. M8
Molt

6536
Fig. M7
Molt

6537
Fig. 9A
Allen

6538
Fig. 2
Hourigan

6539
Fig. PR3
Prichard

6540
Fig. 1
Hopkins

6541
Fig. 2
Hopkins

6542
Fig. 3
Mead

Periosteal and elevators

6543
Fig. 15
Freer

6544
Fig. 16
Freer

6545
König
cm. 15,5

6546
Partsch
cm. 14,5

6547
Fig. 22
Seldin retractor

6548
Fig. 23
Seldin retractor

6549
Williger
cm. 17

6550
Williger
cm. 16

6551
Williger
cm. 16

6552
Williger
cm. 13

6553
Fig. 1
Polokoff

6554
Fig. 33

6555
Fig. 45
Miller

6556
Fig. 64
Miller

6557
Fig. 10

Bone Files

6558
Fig. 1
Wahl

6559
Fig. 2
Wahl

6560
Fig. 12
Howard

6561
Fig. 12A

6562
Fig. 12CA

Periodontal Instruments

Periodontal pocket markers

cm. 12

Gum guillotine forceps

6563
Tomati
cm. 19

Bone/soft tissue nipper

6564
Fig. 1
Goldman-Fox
cm.15

6565
Fig. 2
Goldman-Fox
cm.15

Bone rongeurs

6566
Mini Friedman
cm. 12

6567
Goldman-Fox
cm. 10

Small beaks for use in limited access areas

Bone Curettes

Williger
cm. 14

6571
Fig. 00/0

6572
Fig. 0/1

6573
Fig. 1/2

6568
Fig. 2

6569
Fig. 2L

6570
Fig. 2R

U.S.A. model
cm. 16

Martini
cm. 14

6574
Fig. 00/0

6575
Fig. 0/1

6576
Fig. 1/2

Bone Curettes

6577
Fig. 1
Hemingway

6585
Fig. 1
Hemingway

6578
Fig. 2
Hemingway

6579
Fig. 3
Hemingway

6580
Fig. 4
Hemingway

6581
Fig. 85
Lucas

6582
Fig. 86
Lucas

6583
Fig. 87
Lucas

6584
Fig. 88
Lucas

6586
Fig. 2
Hemingway

6587
Fig. 3
Hemingway

6588
Fig. 4
Hemingway

6589
Fig. 85
Lucas

6590
Fig. 86
Lucas

6591
Fig. 87
Lucas

6592
Fig. 88
Lucas

Bone Curettes



6593	6594	6595	6596	6597	6598	6599	6600
Fig. 1	Fig. 2	Fig. 3	Fig. 4	Fig. 85	Fig. 86	Fig. 87	Fig. 88
Hemingway	Hemingway	Hemingway	Hemingway	Lucas	Lucas	Lucas	Lucas

Files

Chisels

6601
Fig. 1S/2S
Sugarman

6602
Fig. 3S/4S
Sugarman

6603
Fig. 9/10
Schluger

6604
Fig. 3
Ochsenbein

6605
Fig. 4
Ochsenbein

6606
Fig. 36/37
Rhodes
Back-Action

Files

Chisels

6607
Fig. 1S/2S
Sugarman

6608
Fig. 3S/4S
Sugarman

6609
Fig. 9/10
Schluger

6610
Fig. 3
Ochsenbein

6611
Fig. 4
Ochsenbein

6612
Fig. 36/37
Rhodes
Back-Action

Chisels

Gingivectomy knives

6613
Fig. 1/2
TG Chisel

6614
Fig. 1/2
TG Chisel

6615
Fig. 1
TG Chisel

6616
Fig. 2
TG Chisel

6617
Fig. 1
(15K)
Kirkland

6618
Fig. 2
(16K)
Kirkland

6619
Fig. 1
Orban

6620
Fig. 2
Orban

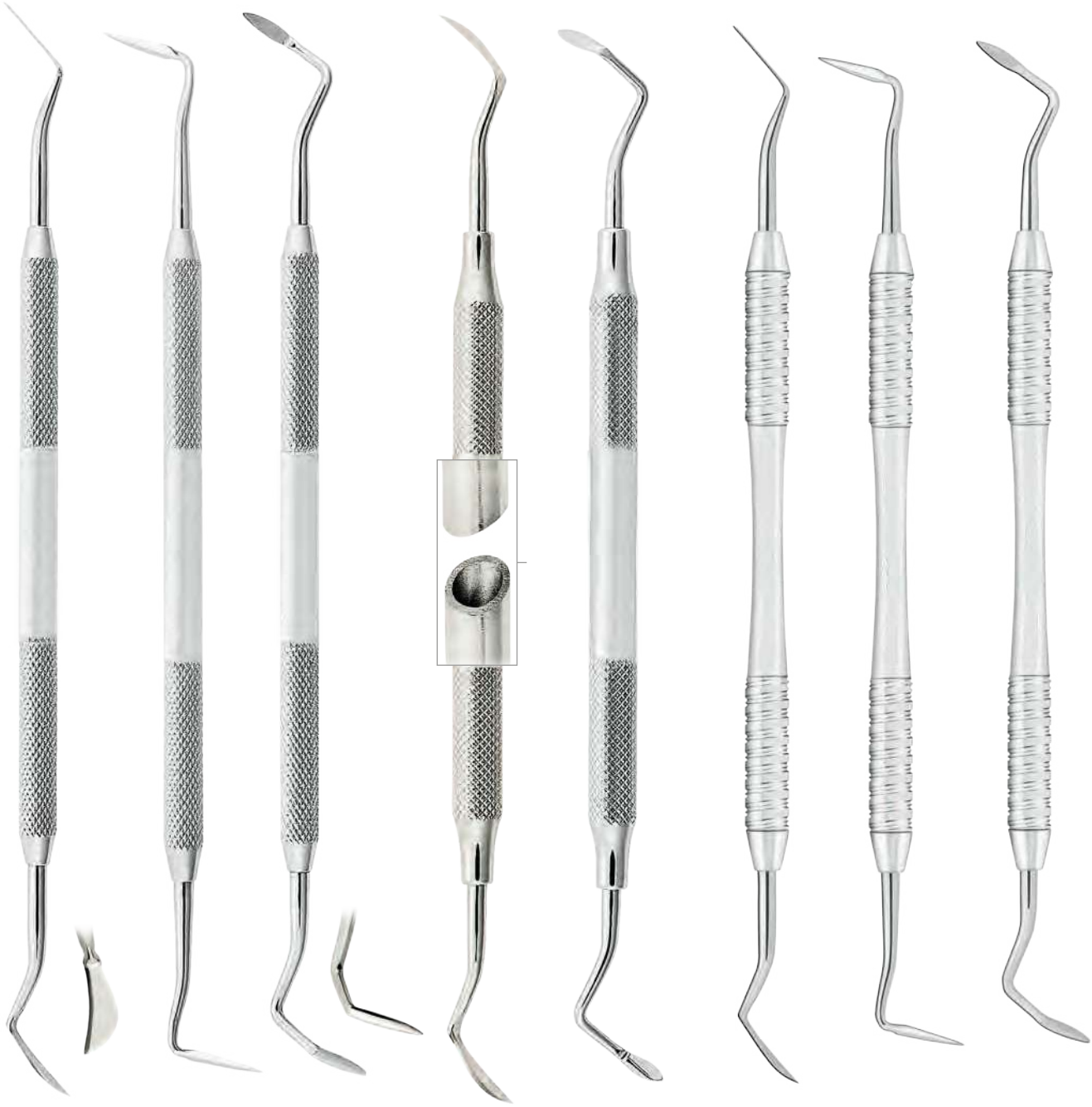

6621	6622	6623	6624	6625	6626	6627	6628
Fig. 1/2 (15K/16K) Kirkland	Fig. 5/6 Buck	Fig. 1/2 Orban	Fig. 1/2 (15K/16K) Kirkland	Fig. 1/2 Orban	Fig. 1/2 (15K/16K) Kirkland	Fig. 5/6 Buck	Fig. 1/2 Orban

Gingivectomy knives



6629	6630	6631	6632	6633	6634	6635	6636	6637
Fig. 7	Fig. 8	Fig. 9	Fig. 11	Fig. 3/4	Fig. 1/2	Fig. 4/5	Fig. 19/20	Fig. CK3
Goldman-Fox	Goldman-Fox	Goldman-Fox	Goldman-Fox	Buck	Sanders	Sanders	(University of South California)	Crane-Kaplan

Curettes and scalers

6638
Fig. HU 1/2
Langer

6639
Fig. 3/4
Langer

6640
Fig. 1/2
Barnhart

6641
Fig. 5/6
Barnhart

6642
Fig. ME-1
(10/11)

6643
Fig. 3/4
Rule (23/24)

6644
Fig. HU 1/2
Langer

6645
Fig. 3/4
Langer

Curettes and scalers

6646
Fig. HU 1/2

6647
Fig. 2R/2L
Columbia

6648
Fig. 4R/4L
Columbia

6649
Fig. 13/14
Columbia

6650
Fig. 411/412
Columbia

6651
Fig. 413/414
Columbia

6658
Zerfing-Chisel

6652
Fig. HU 1/2

6653
Fig. 2R/2L
Columbia

6654
Fig. 4R/4L
Columbia

6655
Fig. 13/14
Columbia

6656
Fig. 411/412
Columbia

6657
Fig. 413/414
Columbia

Curettes and scalers

6659
Fig. 1
De Marco

6660
Fig. 2
De Marco

6661
Fig. 13/14
Indiana University
Anterior

6662
Fig. 17/18
Indiana University
Posterior

6663
Fig. 13/14
Indiana University
Anterior

6664
Fig. 17/18
Indiana University
Posterior

Mesial-Distal Gracey Curettes

6665
Fig. 11/14
Gracey
Mesial-Distal

6666
Fig. 12/13
Gracey
Mesial-Distal



6667	6668	6669	6670	6671	6672	6673	6674	6675
Fig. 1/2	Fig. 3/4	Fig. 5/6	Fig. 7/8	Fig. 9/10	Fig. 11/12	Fig. 13/14	Fig. 15/16	Fig. 17/18
Gracey	Gracey	Gracey	Gracey	Gracey	Gracey	Gracey	Gracey	Gracey



6676	6677	6678	6679	6680	6681	6682	6683	6684
Fig. 1/2 Gracey	Fig. 3/4 Gracey	Fig. 5/6 Gracey	Fig. 7/8 Gracey	Fig. 9/10 Gracey	Fig. 11/12 Gracey	Fig. 13/14 Gracey	Fig. 11/14 Gracey Mesial-Distal	Fig. 12/13 Gracey Mesial-Distal

Gracey Curettes

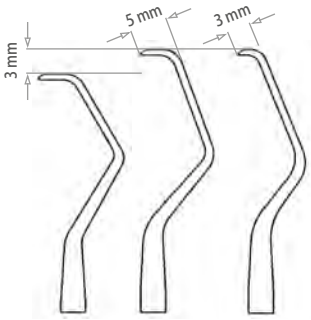

Curette Gracey | Curette Gracey AF | Curette Gracey MF

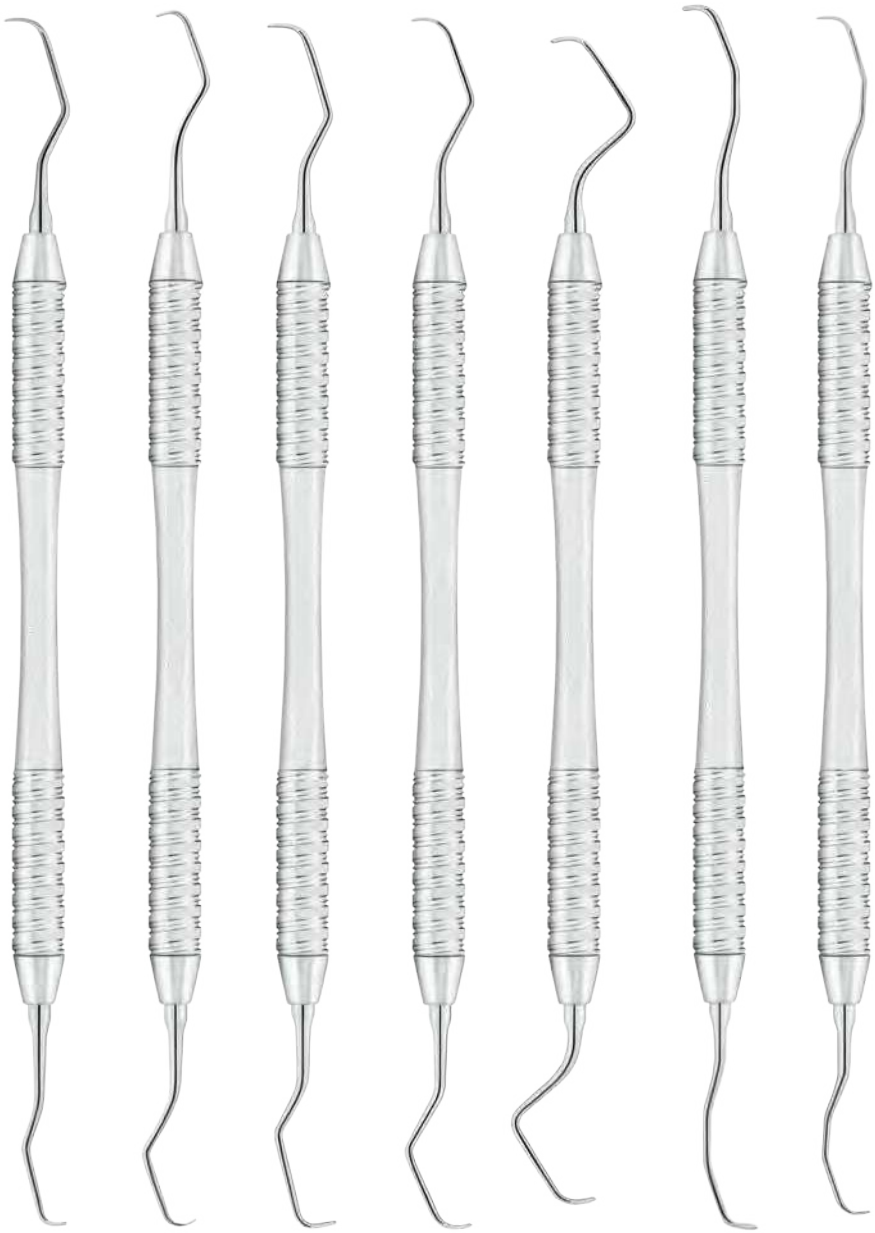

6685 Fig. 1/2 Gracey | 6686 Fig. 3/4 Gracey | 6687 Fig. 5/6 Gracey | 6688 Fig. 7/8 Gracey | 6689 Fig. 9/10 Gracey | 6690 Fig. 11/12 Gracey | 6691 Fig. 13/14 Gracey

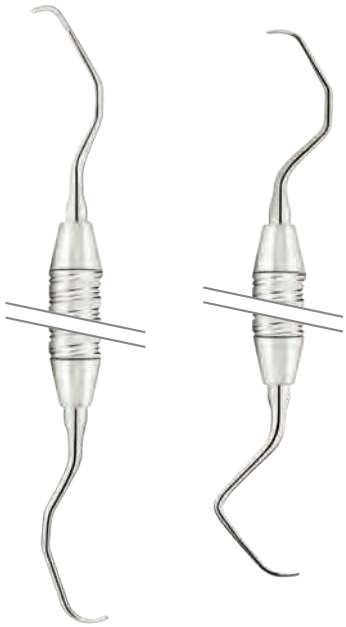

6692 Fig. 15/16 Gracey | 6693 Fig. 17/18 Gracey

Mesial-Distal

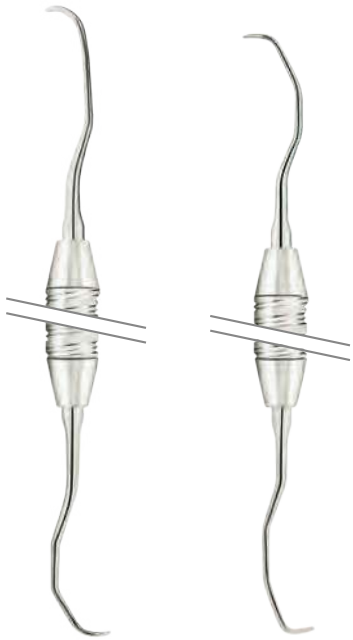

6694 Fig. 11/14 Gracey Mesial Distal | 6695 Fig. 12/13 Gracey Mesial Distal

Gracey Curettes AF Type

6696
Fig. 1/2
Gracey
AF type

6697
Fig. 3/4
Gracey
AF type

6698
Fig. 5/6
Gracey
AF type

6699
Fig. 7/8
Gracey
AF type

6700
Fig. 11/12
Gracey
AF type

6701
Fig. 13/14
Gracey
AF type

6702
Fig. 15/16
Gracey
AF type

Gracey Curettes MF Type

6703
Fig. 1/2
Gracey
MF type

6704
Fig. 3/4
Gracey
MF type

6705
Fig. 5/6
Gracey
MF type

6706
Fig. 7/8
Gracey
MF type

6707
Fig. 11/12
Gracey
MF type

6708
Fig. 13/14
Gracey
MF type

6709
Fig. 15/16
Gracey
MF type

Gracey Curettes AF Type

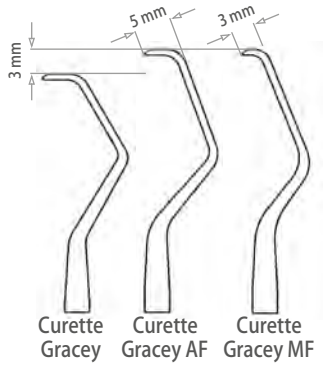

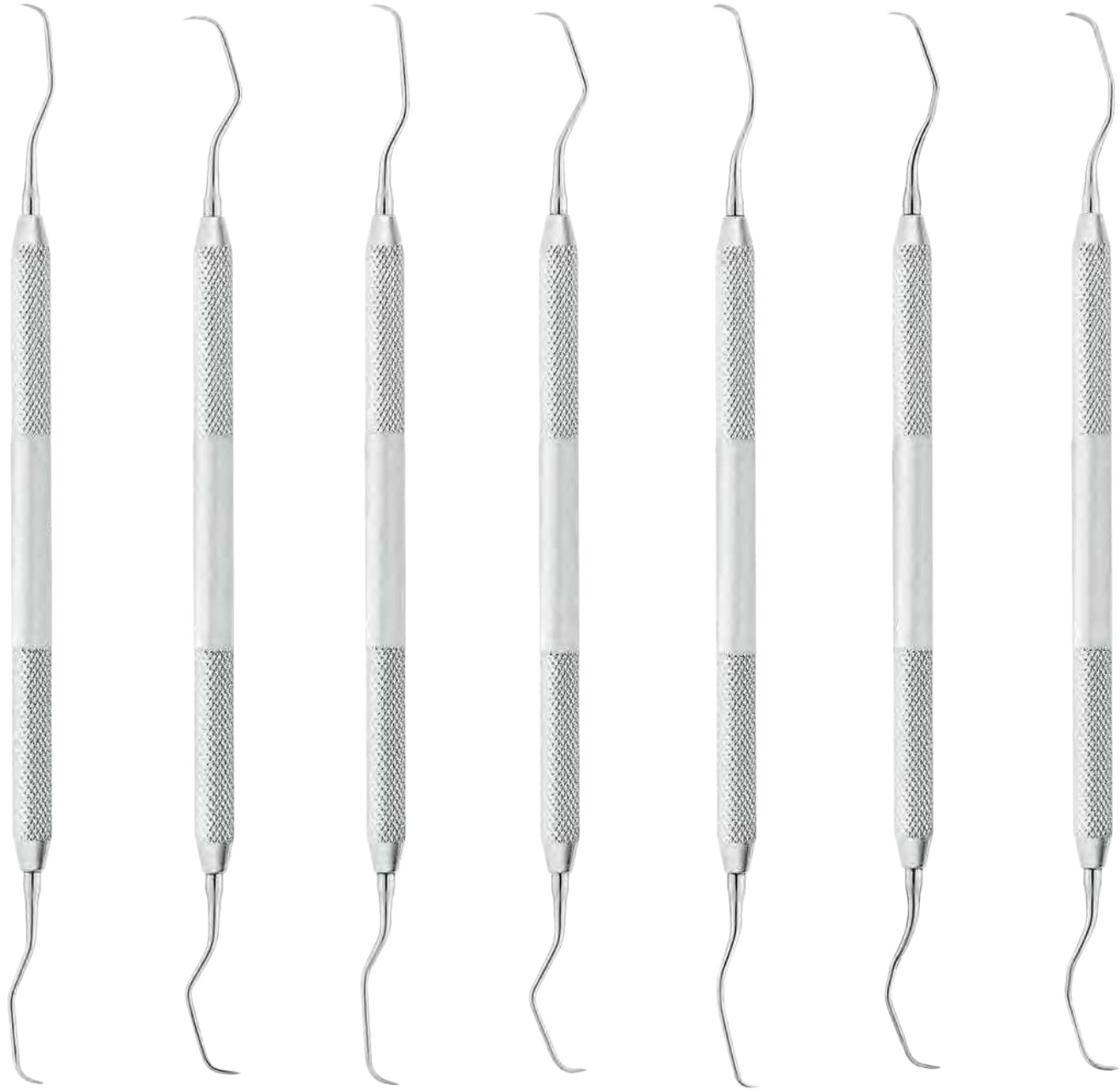

6710
Fig. 1/2
Gracey
AF/type

6711
Fig. 3/4
Gracey
AF/type

6712
Fig. 5/6
Gracey
AF/type

6713
Fig. 7/8
Gracey
AF/type

6714
Fig. 11/12
Gracey
AF/type

6715
Fig. 13/14
Gracey
AF/type

6716
Fig. 15/16
Gracey
AF/type

Gracey Curettes MF Type

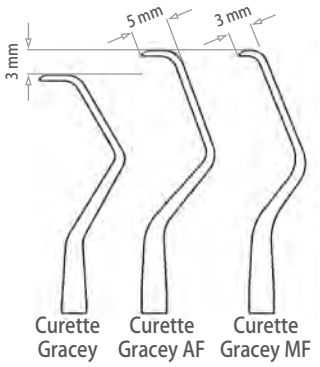

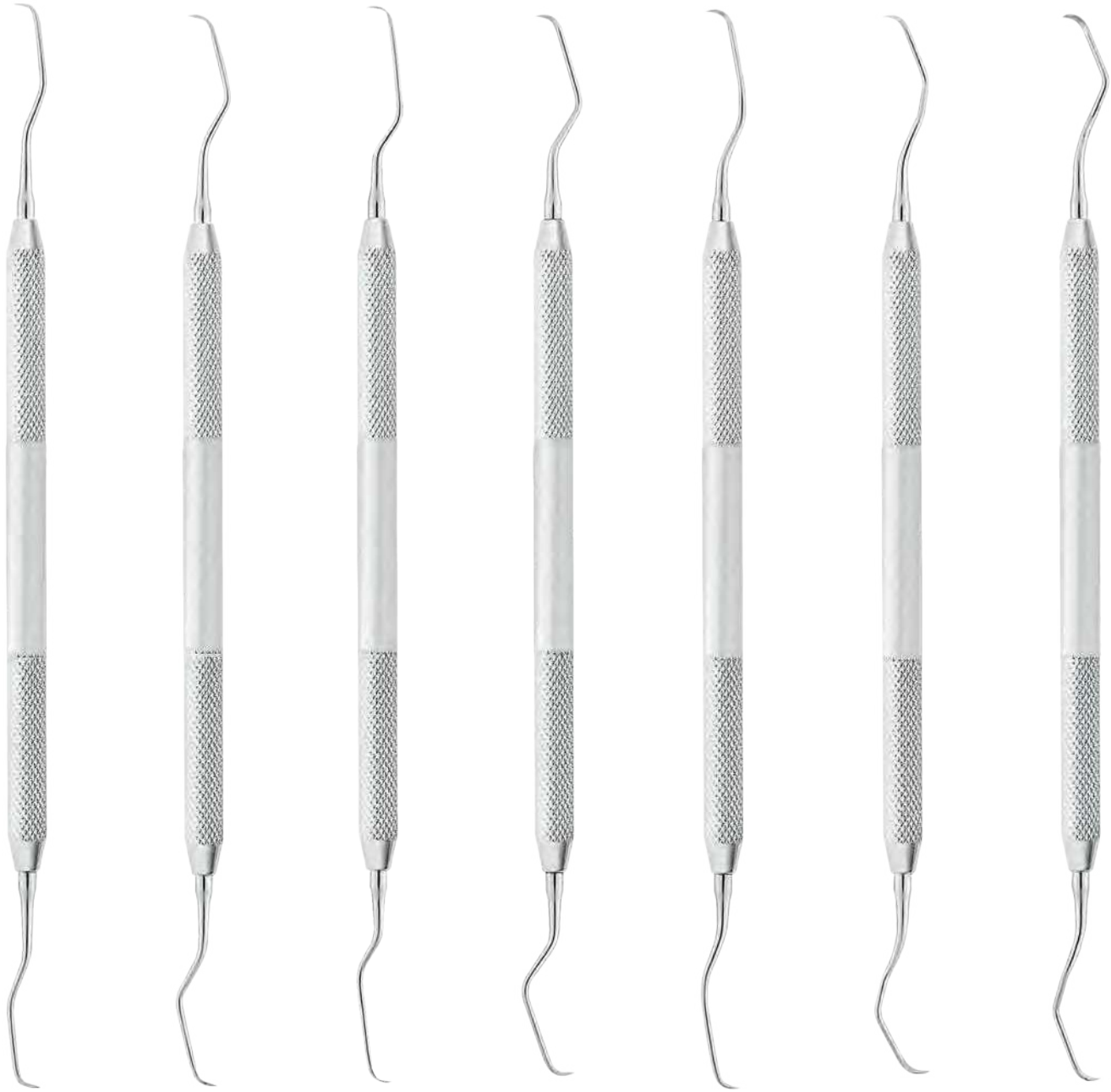

6717
Fig. 1/2
Gracey
MF/type

6718
Fig. 3/4
Gracey
MF/type

6719
Fig. 5/6
Gracey
MF/type

6720
Fig. 7/8
Gracey
MF/type

6721
Fig. 11/12
Gracey
MF/type

6722
Fig. 13/14
Gracey
MF/type

6723
Fig. 15/16
Gracey
MF/type

Curettes and scalers

6724
Fig. 1
Goldman-Fox

6725
Fig. 2
Goldman-Fox

6726
Fig. 3
Goldman-Fox

6727
Fig. 4
Goldman-Fox

6728
Fig. 5
Goldman-Fox

6729
Fig. 6
Goldman-Fox

6730
Fig. 21
Goldman-Fox

Curettes and scalers

6731
Fig. 1
Goldman-Fox

6732
Fig. 2
Goldman-Fox

6733
Fig. 3
Goldman-Fox

6734
Fig. 4
Goldman-Fox

6735
Fig. 5
Goldman-Fox

6736
Fig. 6
Goldman-Fox

6737
Fig. 21
Goldman-Fox

Curettes and Scalers

6738
Fig. 1
Goldman-Fox

6739
Fig. 2
Goldman-Fox

6740
Fig. 3
Goldman-Fox

6741
Fig. 4
Goldman-Fox

6742
Fig. 21
Goldman-Fox

6743
Fig. 5
Goldman-Fox

6744
Fig. 13S/14S
Mc Call

6745
Fig. 7/8
Younger-Good

Curettes and Scalers

AL6746
Fig. 6
Crane-Kaplan

6747
Fig. 6S
Mini Crane-Kaplan

6748
Fig. 2/3
Taylor

6749
Fig. 204S

6750
Fig. U15/33
Towner Jacquette

6755
Fig. U15
Towner

6756
Fig. 1
Jacquette

6757
Fig. 2
Jacquette

6758
Fig. 3
Jacquette

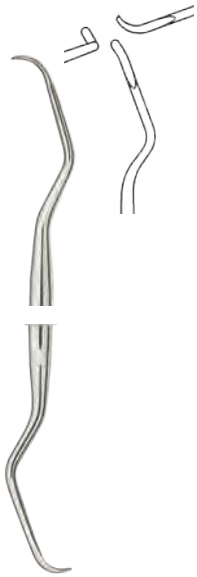

6751
Fig. 2R/2L
Columbia

6752
Fig. 4R/4L
Columbia

6753
Fig. 13/14
Columbia

6754
Fig. M23
Universal Scaler

6759
Fig. 11/12
Mc Call

6760
Fig. 11A/12A
Mc Call

6761
Fig. 13/14
Mc Call

6762
Fig. 13S/14S
Mc Call

6763
Fig. 17S/18S
Mc Call

6764
Fig. 19/20
Mc Call

Curettes and scalers

6765
Fig. 11/12
Mc Call

6766
Fig. 13/14
Mc Call

6767
Fig. 13S/14S
Mc Call

6768
Fig. 17S/18S
Mc Call

6769
Fig. 19/20
Mc Call

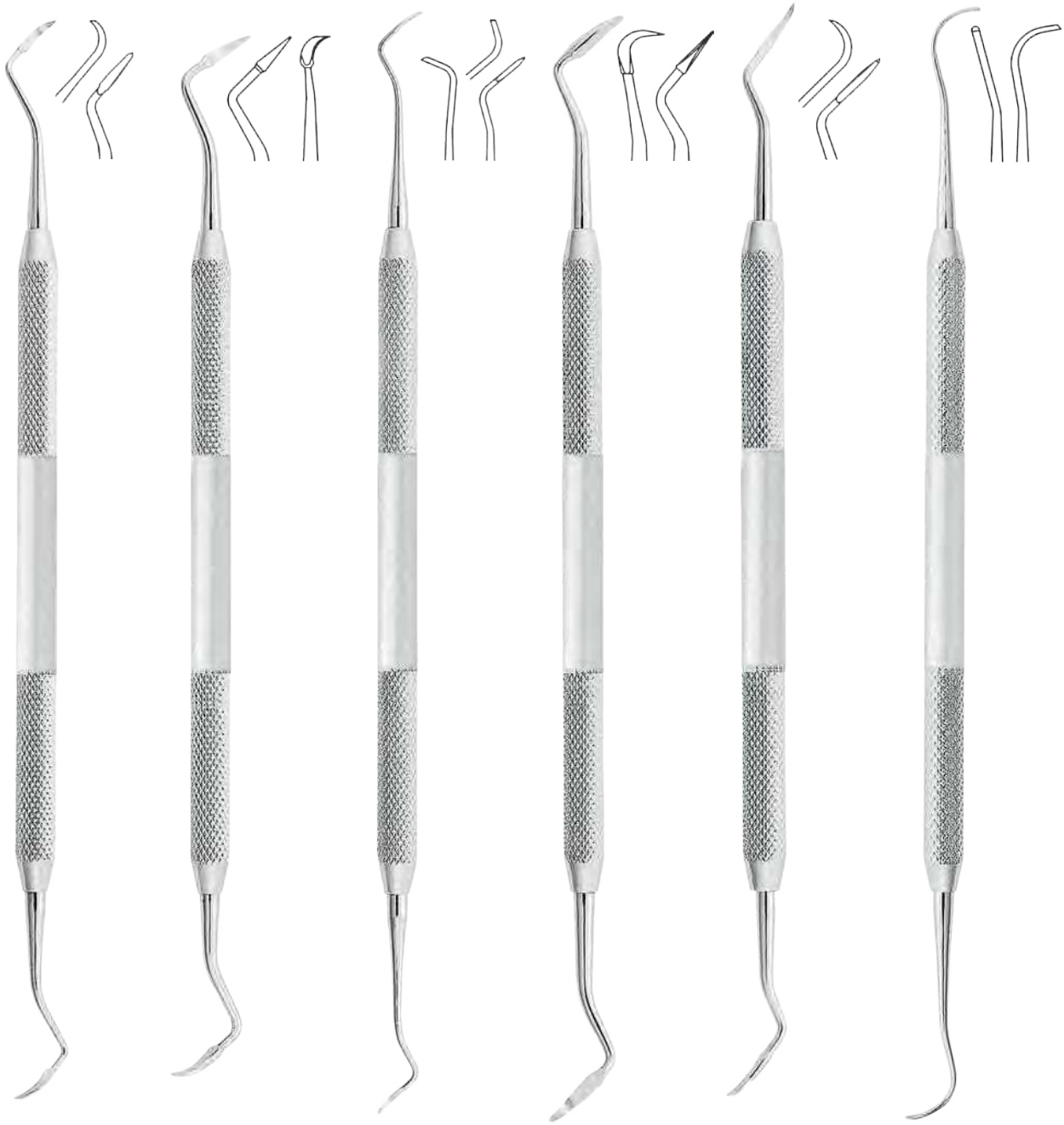

6770
Fig. 2/3
Taylor

6771
Fig. 204

6772
Fig. 204S

6773
Fig. 6
Crane-Kaplan

6774
Fig. 6S
Mini Crane-Kaplan

6775
Fig. 7/8
Younger-Good

Curettes and scalers

6776
Fig. 2/3
Taylor

6777
Fig. 204S

6778
Fig. 6
Crane-Kaplan

6779
Fig. 7/8
Younger-Good

Curettes and scalers

File

6780
Fig. 3/7
Hirschfeld

6781
Fig. 31/32
Jacquette

6782
Fig. 30/33
Jacquette

6783
Fig. 34/35
Jacquette

6784
Fig. 37/38
Jacquette

File

Curettes and scalers

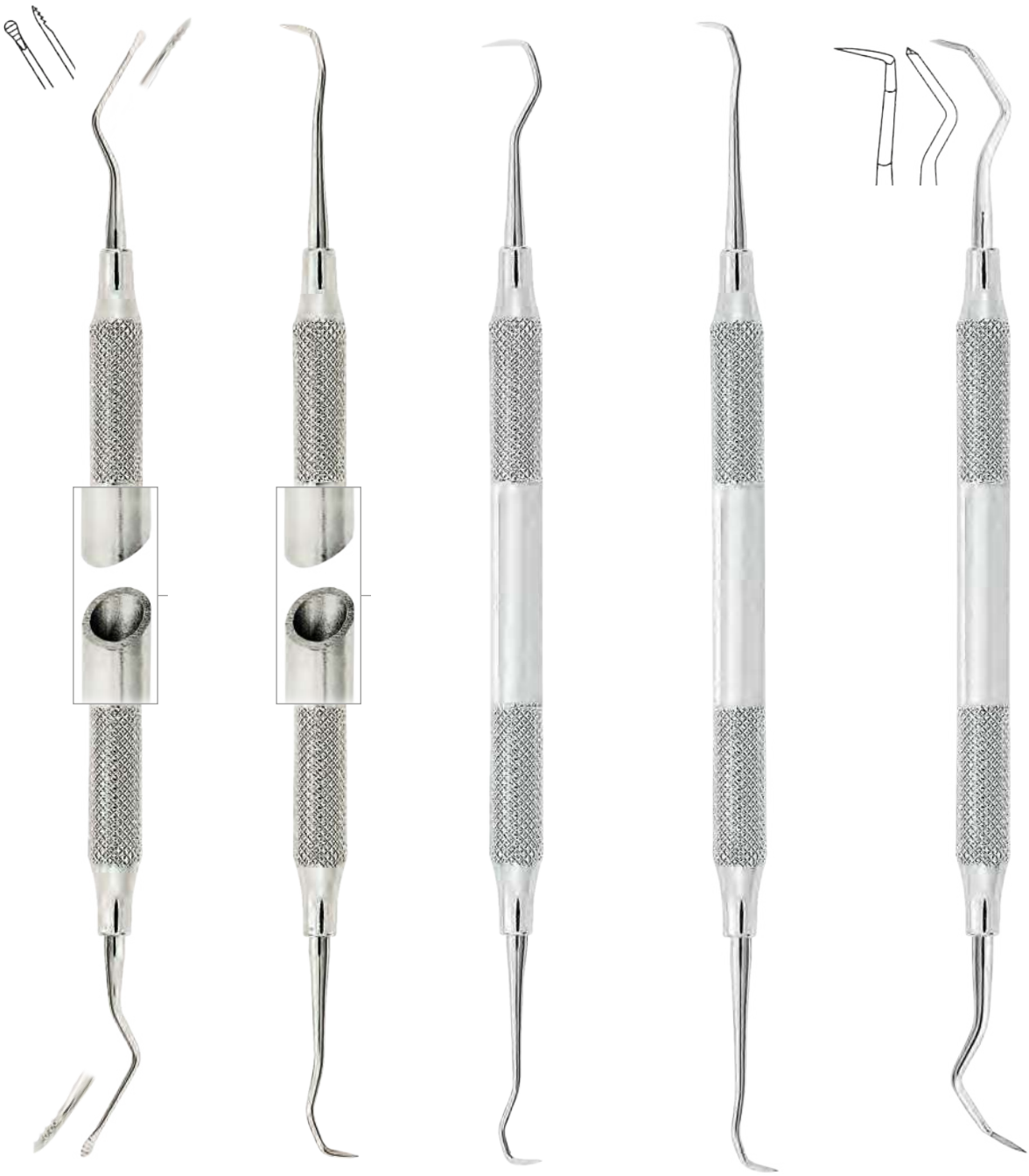

6785
Fig. 3/7
Hirschfeld

6786
Fig. 31/32
Jacquette

6787
Fig. 30/33
Jacquette

6788
Fig. 34/35
Jacquette

6789
Fig. 37/38
Jacquette

Scalers

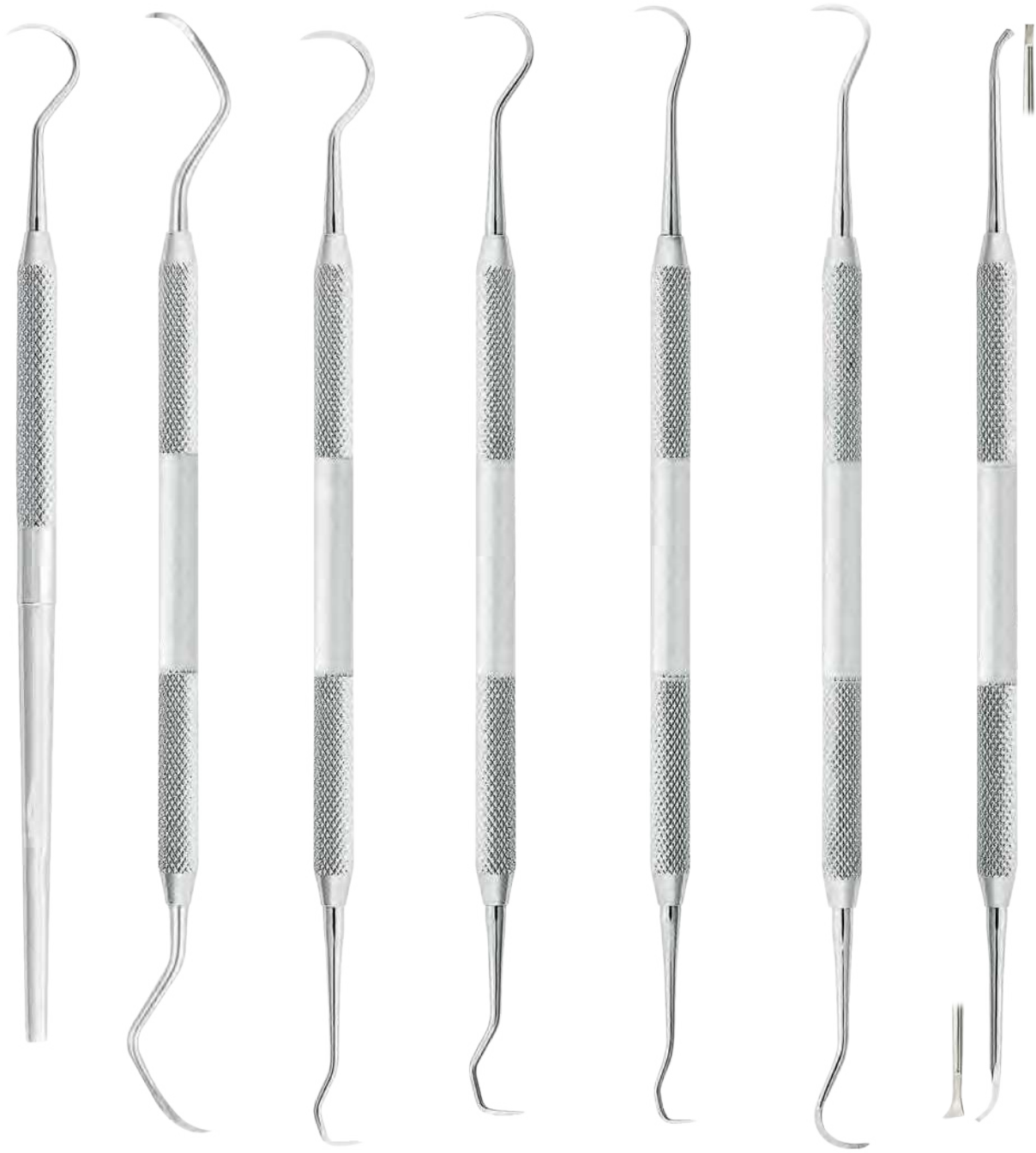

6790
Fig. U15
Towner

6791
Fig. M23
Universal Scaler
M23

6792
Fig. U15/33
Towner Jacquette

6793
Fig. U15/30
Towner Jacquette

6794
Fig. H5/33

6795
Fig. H6/H7

6796
Fig. 1/2

Scalers

6797
Fig. U15/33
Towner Jacquette

6798
Fig. U15/30
Towner Jacquette

6799
Fig. H5/33

6800
Fig. H6/H7

6801
Fig. 1/2

Scalers

6802	6803	6804	6805	6806	6807	6808	6809	6810
Fig. 1	Fig. 1L Sinistro Left	Fig. 1R Destro Right	Fig. 2L Sinistro Left	Fig. 2R Destro Right	Fig. H5 Hygienist	Fig. H6 Hygienist	Fig. H7 Hygienist	Fig. 33

Restorative

Anterior

Rubber Dam Clamps

Winged

7501
Fig. 9

Labial clamp

Winged

7502
Fig. 9T

Edged labial clamp

Winged

7503
Fig. 212

Cervical clamp

Winged

7504
Fig. 210

Labial clamp

Premolars

Winged

7505
Fig. 00

Winged

7506
Fig. 0

Wingless

7507
Fig. W0

For small teeth, elongated or with narrow collars

Winged

7508
Fig. 1

Winged

7509
Fig. 1T

Wingless

7510
Fig. W1

For general use with adjustable jaws according to gingival line shapes

Winged

7511
Fig. 2A

Edged, winged

7512
Fig. 2AT

Wingless

7513
Fig. W2A

For premolars, with elongated collar

Winged

7514
Fig. 2

Edged, winged

7515
Fig. 2T

Wingless

7516
Fig. W2

For lower premolars with elongated collar

Wingless

7517
Fig. 29

Wingless

7518
Fig. 60

Primarilly for lower premolars

Restorative

Molars

Winged

7519
Fig. 3

Wingless

7520
Fig. W3

For small lower molars

Winged

7530
Fig. 4

Wingless

7531
Fig. W4

For small molars with round collars

Winged

7521
Fig. 7

Wingless

7522
Fig. W7

For square lower molars

Winged

7532
Fig. 8

Wingless

7533
Fig. W8

For round upper molars

Winged

7523
Fig. 8A

Wingless

7524
Fig. W8A

For molar roots

Edged, winged

7534
Fig. 12A

7535
Fig. 13A

For partially broken molars

Winged

7525
Fig. 14

Edged, winged

7526
Fig. 14T

Wingless

7527
Fig. W14

Winged

7536
Fig. 14A

Wingless

7537
Fig. W14A

For round molars, partially broken, undersized or inclined

Wingless

7528
Fig. 26

Wingless

7529
Fig. 51

For upper molars

Winged

7538
Fig. 202

Winged

7539
Fig. 205

For big upper molars

Restorative

Rubber Dam Instruments

7540
cm. 10x10

Rubber dam frame - stainless steel

7541
Ainsworth
cm. 17

Punch forceps

7542
Ivory
cm. 17

Restorative

Rubber Dam Instruments

Clamp-forceps

7543
Ivory lightweight
cm. 17

7544
Brewer
cm. 17,5

7545
Stoke
cm. 17,5

Band pusher

7546
Mershon
cm. 14

estorative

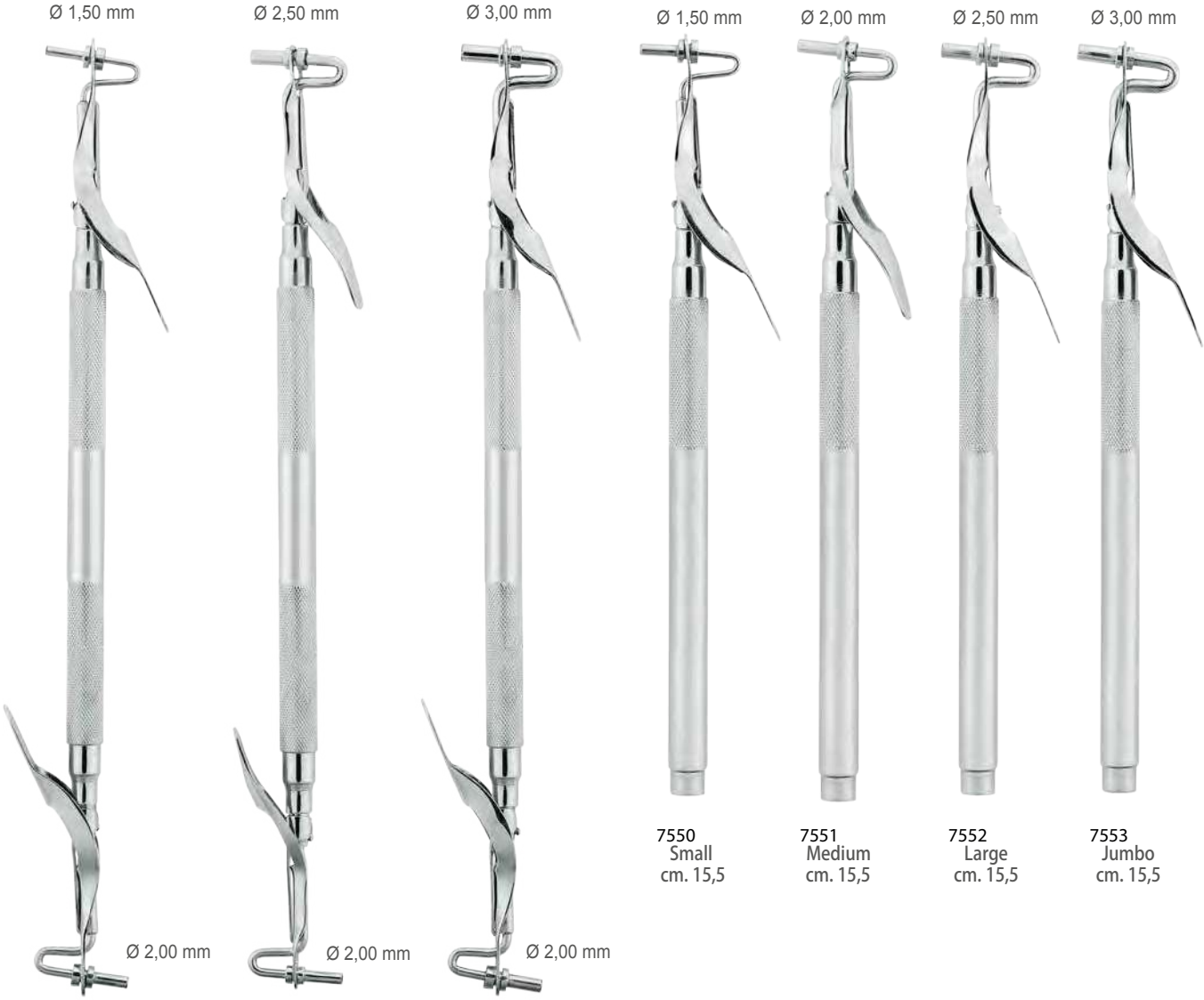

7550
Small
cm. 15,5

7551
Medium
cm. 15,5

7552
Large
cm. 15,5

7553
Jumbo
cm. 15,5

7547
Medium/Small
cm. 20

7548
Medium/Large
cm. 20

7549
Medium/Jumbo
cm. 20

Ligaths

7554
Ø cm. 3,5
h. cm. 3,5

7555
Ø cm. 2
h. cm. 4

7556
Ø cm. 2
h. cm. 2,5

Restorative

Amalgam Carriers

Straight
Ø 2,00 mm
cm. 15

7557 7558
45°
Ø 2,00 mm
cm. 15

7559
90°
Ø 2,00 mm
cm. 15

Amalgam carrier for retrograds – straight

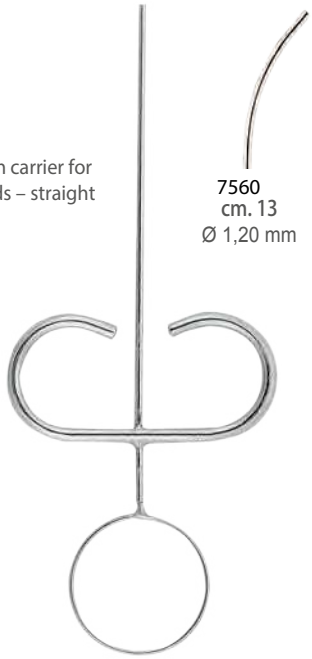

7560
cm. 13
Ø 1,20 mm

07560
cm. 13
Ø 1,20 mm

Curved

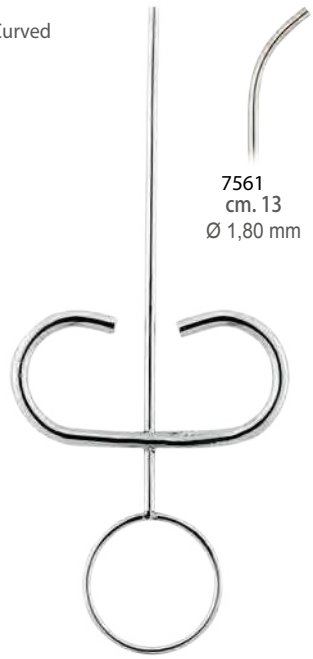

7561
cm. 13
Ø 1,80 mm

07561
cm. 13
Ø 1,80 mm

Restorative

Cement Spatulas



7562 Fig. 1 | 7563 Fig. 2 | 7564 Fig. 00 | 7565 Fig. 0 | 7566 Fig. 1 | 7567 Fig. 2 | 7568 Fig. 3 | 7569 Fig. 4

Heidemann Separating Spatulas

7570
Fig. 1

7571
Fig. 2



7572
Fig. 3

Heidemann separating spatulas with titanium nitride lining

7573
Fig. 1

7574
Fig. 2

7575
Fig. 3

Restorative

Heidemann Separating Spatulas

7576
Fig. 1

7577
Fig. 2



7578
Fig. 3

7579
Fig. 1

7580
Fig. 2

7581
Fig. 3

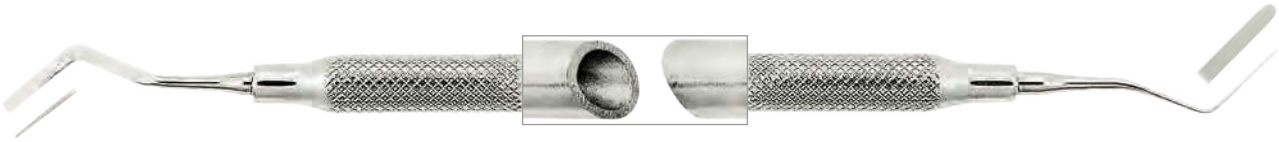

7582
Fig. 1

7583
Fig. 2

7584
Fig. 3

Amalgam instruments

7585
Fig. 1

7586
Fig. 2

7587
Fig. 3

Serrated

7588
Fig. 1

7589
Fig. 2

7590
Fig. 1
Westcott

Restorative

Filling Instruments

Amalgam instruments

7591 Fig. 1 | 7592 Fig. 2 | 7593 Fig. 3 | 7594 Fig. 4 | 7595 Fig. 5

Serrated

7596 Fig. 1 | 7597 Fig. 2 | 7598 Fig. 3

Smooth

7599 Fig. 1L | 7600 Fig. 2L | 7601 Fig. 3L

Restorative

Filling Instruments

Amalgam instruments

7602
Fig. 1

7603
Fig. 2

7604
Fig. 3

7605
Fig. 4

7606
Fig. 5

Serrated

7607
Fig. 1

7608
Fig. 2

7609
Fig. 3

Smooth

7610
Fig. 1L

7611
Fig. 2L

7612
Fig. 3L

Restorative

Filling Instruments

Amalgam instruments

Serrated

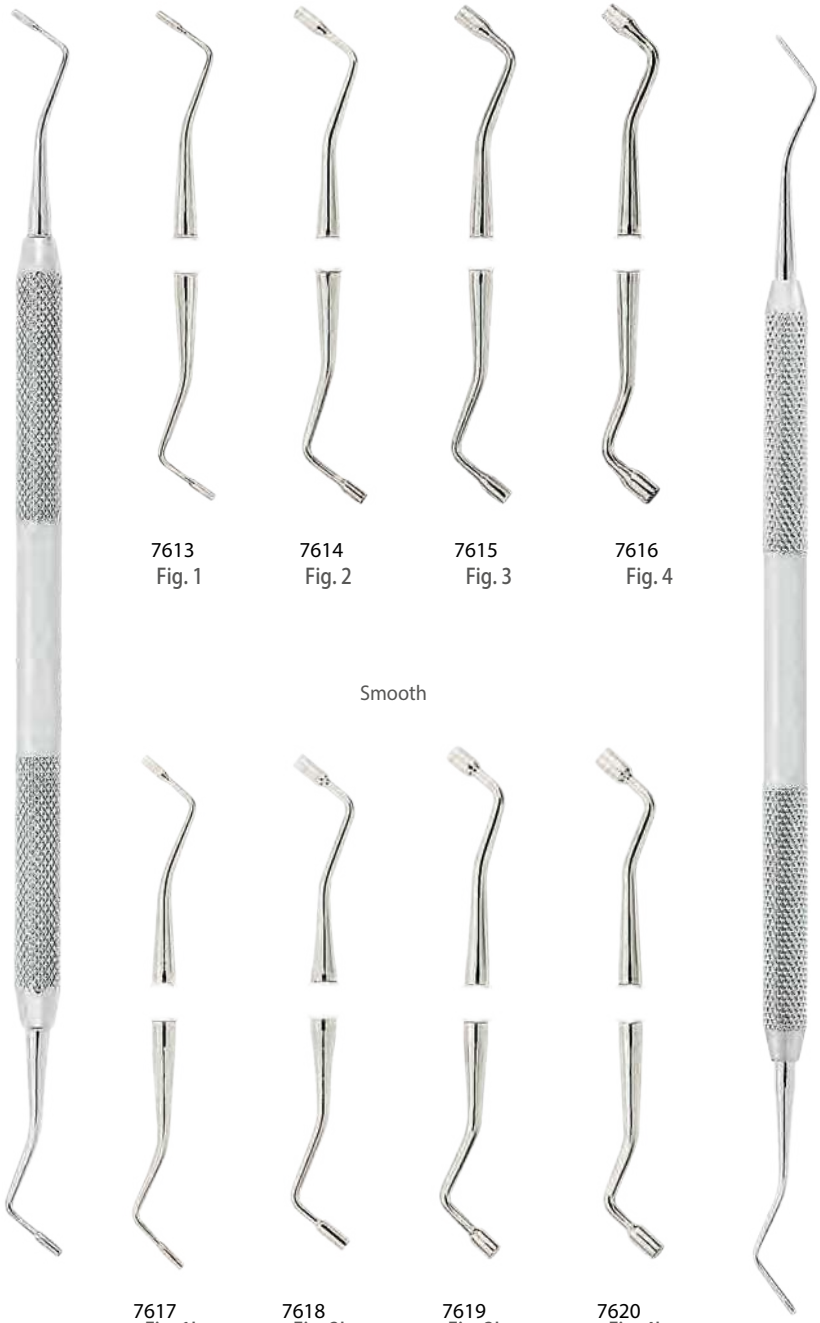

7613
Fig. 1

7614
Fig. 2

7615
Fig. 3

7616
Fig. 4

Smooth

7617
Fig. 1L

7618
Fig. 2L

7619
Fig. 3L

7620
Fig. 4L

7621
Fig. 1

7622
Fig. 2

7623
Fig. 3

Restorative

Filling Instruments

Amalgam instruments

Serrated

7624
Fig. 1

7625
Fig. 2

7626
Fig. 3

7627
Fig. 4



7632
Fig. 1

7633
Fig. 2

7634
Fig. 3

Smooth

7628
Fig. 1L

7629
Fig. 2L

7630
Fig. 3L

7631
Fig. 4L

Restorative

Filling Instruments

Amalgam instruments

Serrated

7635
Fig. 1
Ward

7636
Fig. 2
Ward

7637
Fig. 0T
Tanner

7638
Fig. 1T
Tanner

7639
Fig. 2T
Tanner

7540
Fig. 3T
Tanner

7641
Fig. 01
Marquette

7642
Fig. H1
Hollenback

7643
Fig. H2
Hollenback

7644
Fig. H3
Hollenback

7645
Fig. H4
Hollenback

Restorative

Filling Instruments

Amalgam instruments

Serrated

7646
Fig. 1
Ward

7647
Fig. 2
Ward

7648
Fig. 0T
Tanner

7649
Fig. 1T
Tanner

7650
Fig. 2T
Tanner

7651
Fig. 3T
Tanner

7652
Fig. 01
Marquette

7653
Fig. H1
Hollenback

7654
Fig. H2
Hollenback

7655
Fig. H3
Hollenback

7656
Fig. H4
Hollenback

Restorative

Filling Instruments

Markley amalgam instruments

7657
Fig. 1
Markley

7658
Fig. 2
Markley

7659
Fig. 3
Markley

7660
Fig. 4
Markley

7661
Fig. 5
Markley

7662
Fig. 6
Markley

Restorative

Filling Instruments

Markley amalgam instruments

7663
Fig. 1
Markley

7664
Fig. 2
Markley

7665
Fig. 3
Markley

7666
Fig. 4
Markley

7667
Fig. 5
Markley

7668
Fig. 6
Markley

Restorative

Filling Instruments

Foc amalgam instruments

Serrated

7669
Fig. 0
Foc

7670
Fig. 0S
Foc

7671
Fig. 1
Foc

Serrated

7672
Fig. 1S
Foc

7673
Fig. 2
Foc

Serrated

7674
Fig. 2S
Foc

Restorative

Filling Instruments

Foc amalgam instruments

Serrated

7675
Fig. 0
Foc

7676
Fig. 0S
Foc

7677
Fig. 1
Foc

Serrated

7678
Fig. 1S
Foc

7679
Fig. 2
Foc

Serrated

7680
Fig. 2S
Foc

Restorative

Filling Instruments

Burnishers

7681
Fig. 1
Westcott

7682
Fig. 2
Westcott

7683
Fig. 2
Ladmore

7684
Fig. 3
Ladmore

7685
Fig. 18
Ball

7686
Fig. 26-27S
Ball

7687
Fig. 27-29
Ball

7688
Fig. A

7689
Fig. W3

7690
Fig. NYU/B2

7691
Fig. 2/31

Restorative

Filling Instruments

Burnishers

7692
Fig. 1
Westcott

7693
Fig. 2
Westcott

7694
Fig. 2
Ladmore

7695
Fig. 3
Ladmore

7696
Fig. 18
Ball

7697
Fig. 26-27S
Ball

7698
Fig. 27-29
Ball

7699
Fig. NYU/B2

7700
Fig. 2/31

Felt composite instruments

Do not use ultrasonic baths

Aluminium

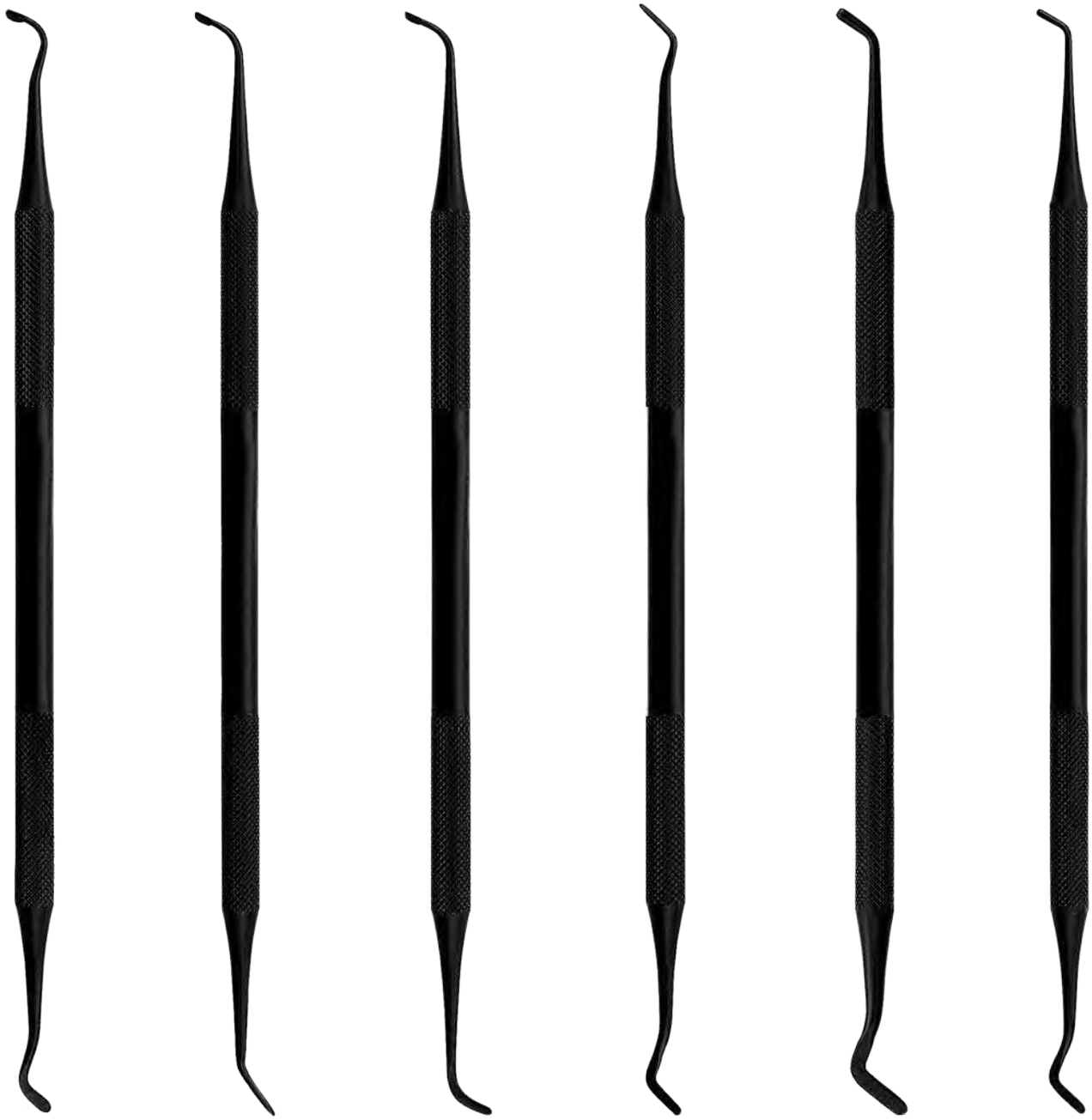

7701	7702	7703	7704	7705	7706
Fig. 1	Fig. 2	Fig. 3	Fig. 4	Fig. 5	Fig. 6
Felt	Felt	Felt	Felt	Felt	Felt

Restorative

Plastic filling instruments with titanium nitride lined tips

7707
Fig. 1

7708
Fig. 2

7709
Fig. 3

7710
Fig. 2

7711
Fig. 2

Restorative

Plastic Filling Instruments

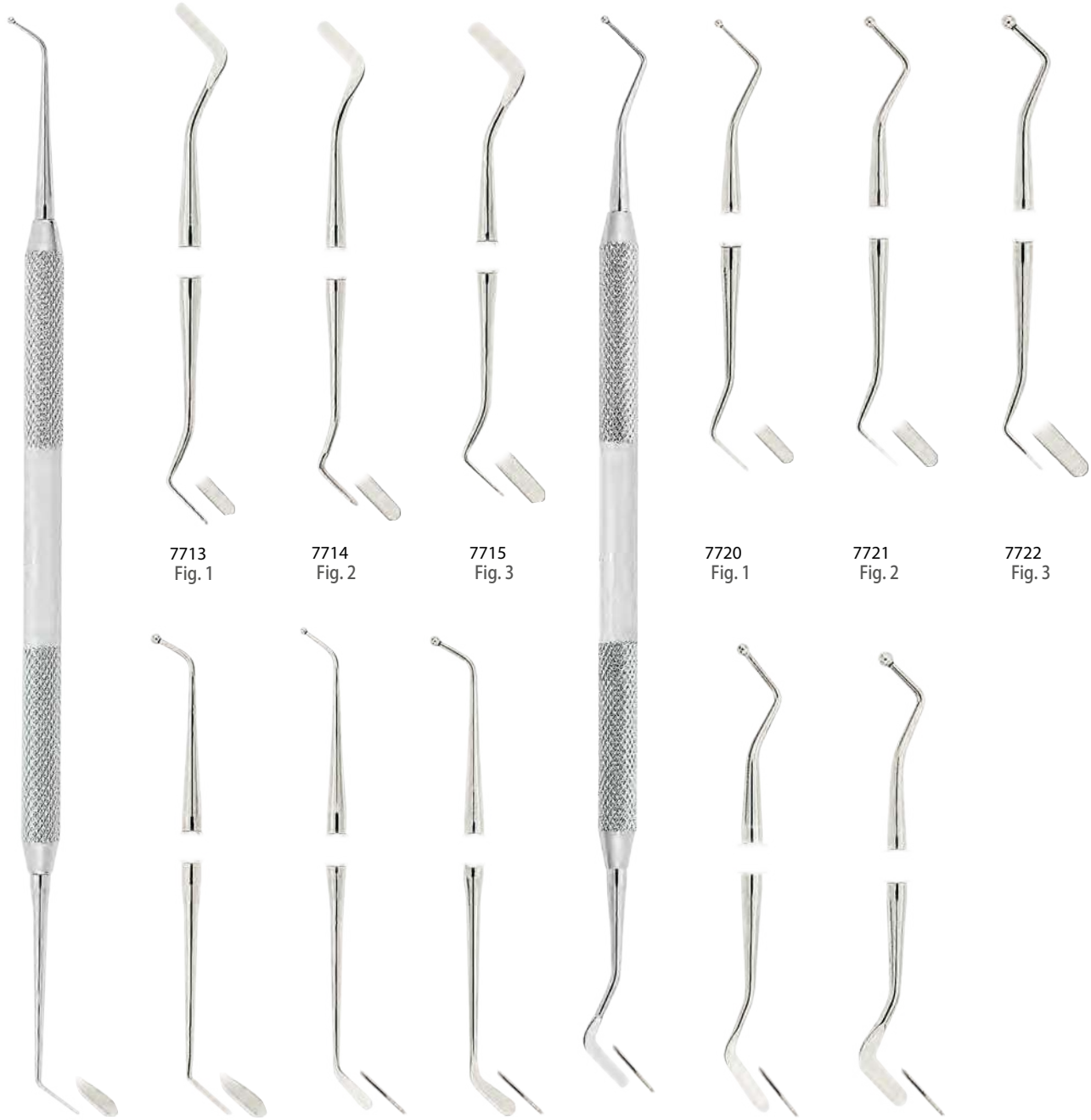

7713
Fig. 1

7714
Fig. 2

7715
Fig. 3

7720
Fig. 1

7721
Fig. 2

7722
Fig. 3

7712
Fig. 1

7716
Fig. 2

7717
Fig. 1

7718
Fig. 2

7719
Fig. 1

7723
Fig. 2

7724
Fig. 3

Restorative

Plastic Filling Instruments

7725
Fig. 1

7726
Fig. 1

7727
Fig. 2

7728
Fig. 3

7729
Fig. 2

7730
Fig. 1

7731
Fig. 2

7732
Fig. 1

7733
Fig. 1

7736
Fig. 2

7734
Fig. 2

7737
Fig. 3

7735
Fig. 3

Restorative

Amalgam Carvers

7750
Fig. 1/2
Hollenback

7751
Fig. 1
Ward

7752
Fig. 1S
Ward

7753
Fig. 2
Ward

7754
Fig. 3
Hollenback

7755
Fig. 3S
Hollenback

7756
Fig. 1/2
Hollenback

7757
Fig. 1
Ward

7758
Fig. 1S
Ward

7759
Fig. 2
Ward

7760
Fig. 3
Hollenback

7761
Fig. 3S
Hollenback

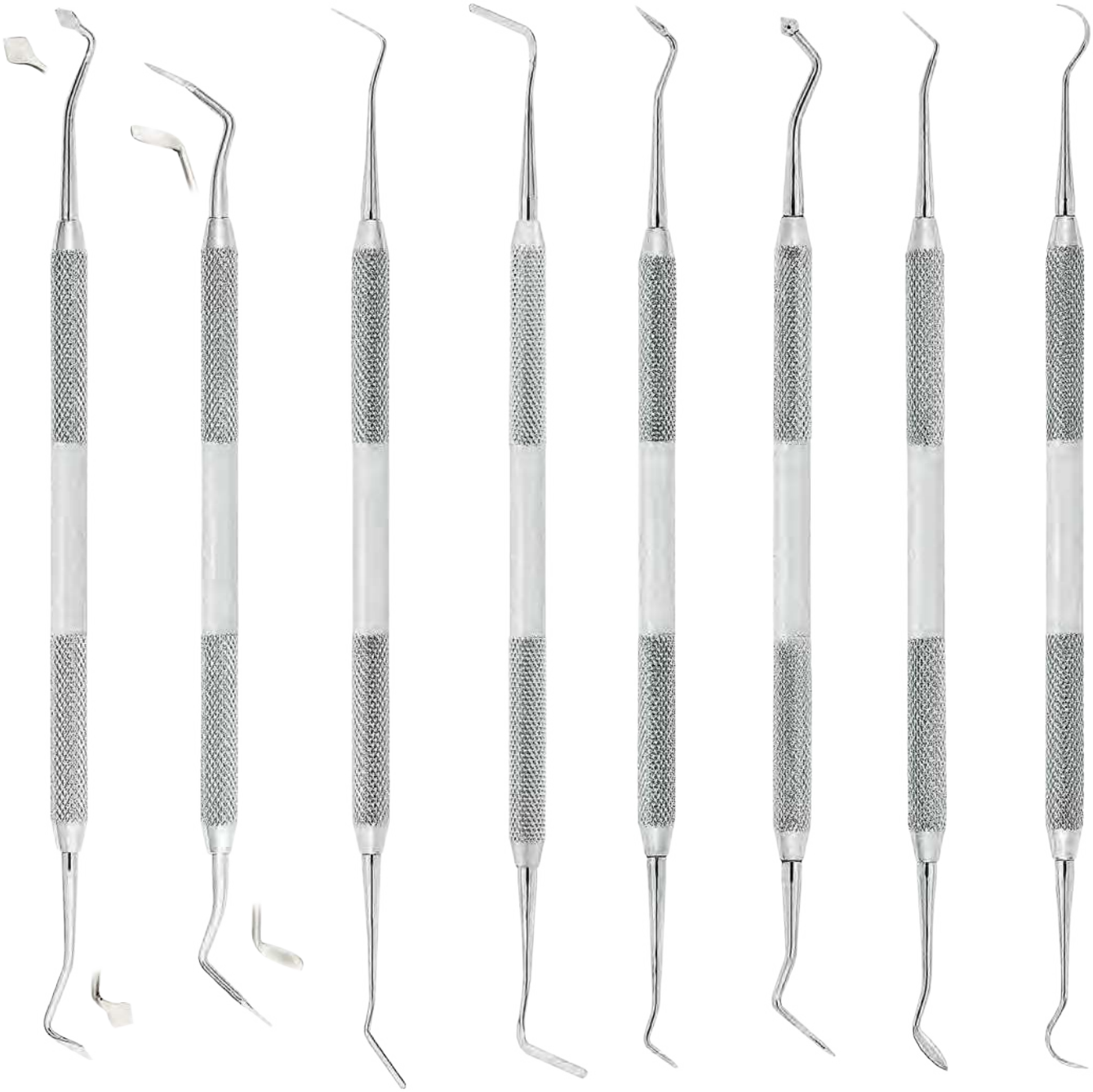

7762
Fig. 1
Frahm

7763
Fig.2
USC

7764
Fig. 1
Interproximal

7765
Fig. 2
Interproximal
Off-Angle

7766
Fig. SHO-A

7767
Fig. 3-SHO

7768
Fig. 104

7769
Fig. 8
Wiland

Restorative

Amalgam Carvers

7770
Fig. 1
Frahm

7771
Fig. 8
Wiland

Instruments for retractor wire

7772

7773

Restorative

Operative Instruments

7774
mm. 2
Luniatschek

Gauze packers

7775
mm. 3
Luniatschek

Placement instruments

Instrument for subgingival application of tinctures and medicaments

7776

7777



7778

7779

7780

7781
Orban Loop

Restorative

Amalgam Carvers

Cleoids-Discoids

Cleoids-Discoids

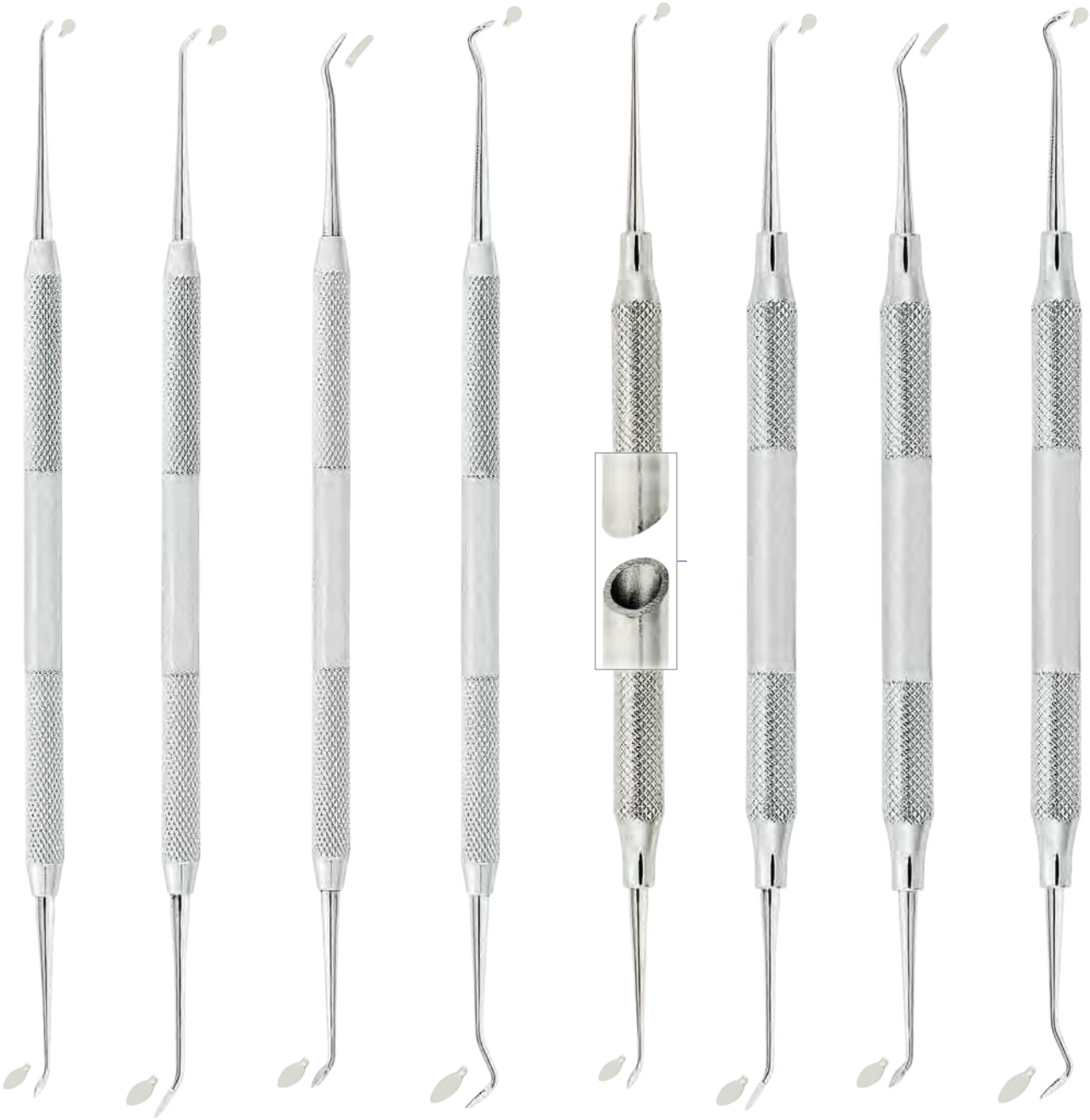

7782 Fig. 1

7783 Fig. 2

7784 Fig. 3

7785 Fig. 4

7786 Fig. 1

7787 Fig. 2

7788 Fig. 3

7789 Fig. 4

Restorative

Cavity Preparation Instruments

7790
Fig. 1
Black/26

Distal

7791
Fig. 1
Black/53-54

7792
Fig. 2
Black/51-52

7793
Fig. 1/2
Wedelstaet

7794
Fig. 3/4
Wedelstaet

7795
Fig. 5/6
Wedelstaet

Gingival margin trimmers

7796
Fig. 2
Black/27

Mesial

7797
Fig. 3
Black/28

Distal

7798
Fig. 4
Black/29

Mesial

7799
Fig. 1
Black/77-78

Distal

7800
Fig. 2
Black/79-80

Mesial

Restorative

Cavity Preparation Instruments

7801
Fig. 1
Black/26

Distal

7802
Fig. 1
Black/53-54

7803
Fig. 2
Black/51-52

7804
Fig. 1/2
Wedelstaet

7805
Fig. 3/4
Wedelstaet

7806
Fig. 5/6
Wedelstaet

Gingival margin trimmers

07806
Fig. 2
Black/27

Mesial

7807
Fig. 3
Black/28

Distal

7808
Fig. 4
Black/29

Mesial

7809
Fig. 1
Black/77-78

Distal

7810
Fig. 2
Black/79-80

Mesial

Restorative

Excavators

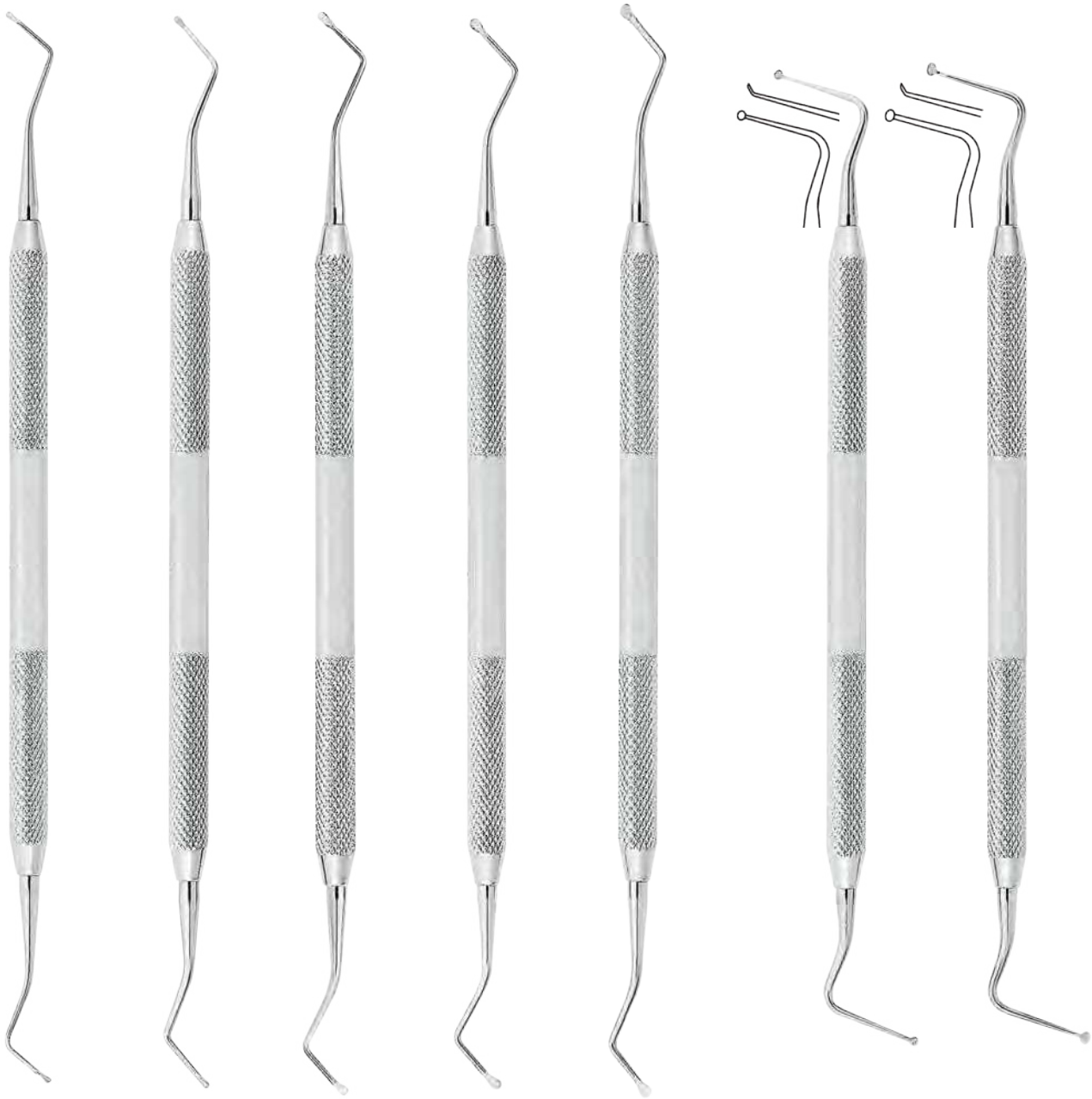

7811
Fig. 0

7812
Fig. 1

7813
Fig. 2

7814
Fig. 3

7815
Fig. 4

7816
Fig. 1

7817
Fig. 2

Restorative

Excavators

7819 Fig. 0

7820 Fig. 1

7821 Fig. 2

7822 Fig. 3

7823 Fig. 4

7824 Fig. 1

7825 Fig. 2

Restorative

Excavators

7826
Fig. 6

7827
Fig. 38/39

7828
Fig. 14

7829
Fig. 17

7830
Fig. 17W
Oval spoon

7831
Fig. 18

7832
Fig. 18W
Oval spoon

7833
Fig. 19

7834
Fig. 19W
Oval spoon

7835
Fig. 31L

7836
Fig. 32L

7837
Fig. 33L

Restorative

Excavators

7839
Fig. 6

7840
Fig. 38/39

7841
Fig. 14

7842
Fig. 17

7843
Fig. 17W
Oval spoon

7844
Fig. 18

7845
Fig. 18W
Oval spoon

7846
Fig. 19

7847
Fig. 19W
Oval spoon

7848
Fig. 31L

7849
Fig. 32L

7850
Fig. 33L

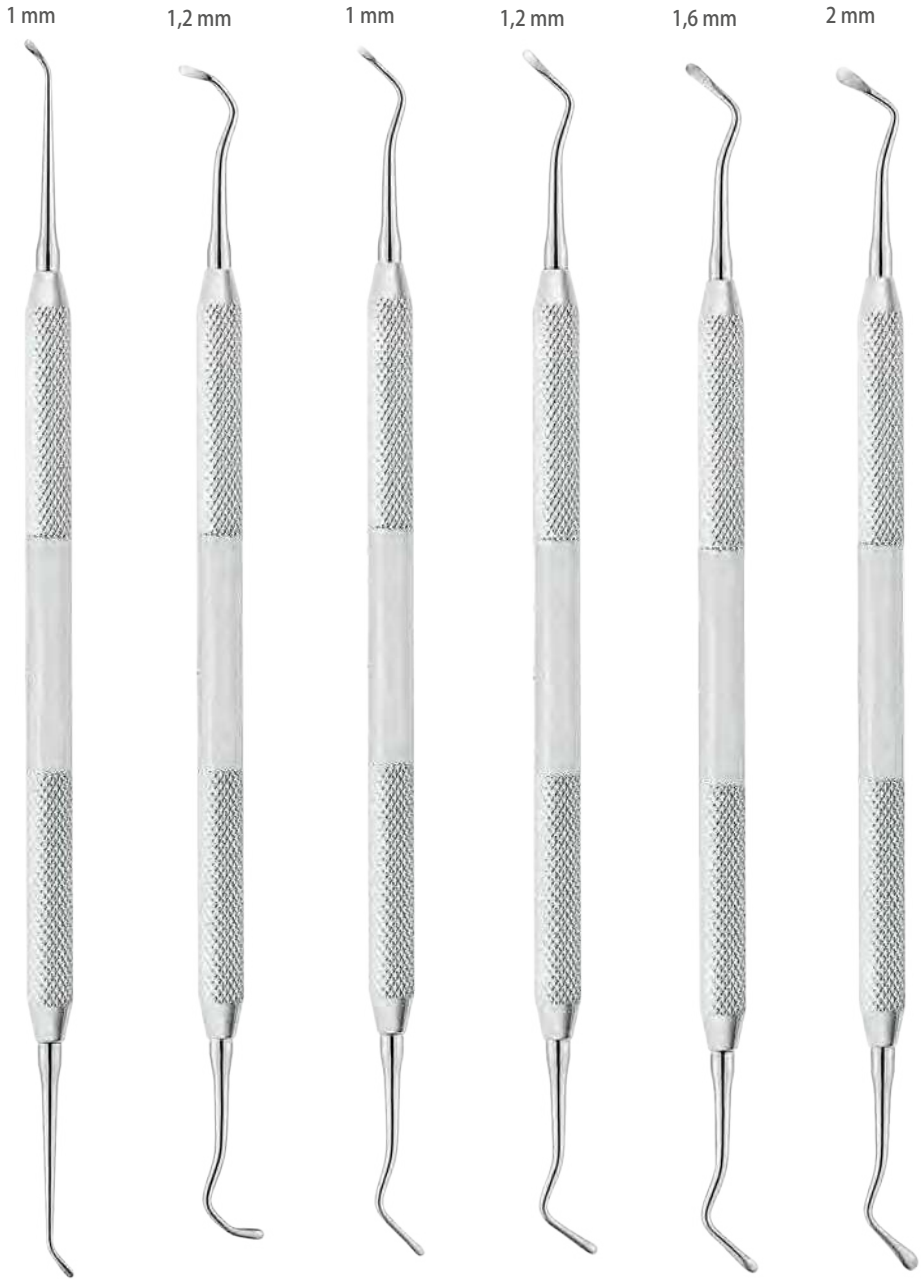

7851	7852	7853	7854	7855	7856
Fig. 5	Fig. 14	Fig. 17	Fig. 18	Fig. 19	Fig. 20

Restorative

Excavators

1 mm

7857
Fig. 243
ASH

1,4 mm

7858
Fig. G2
ASH

0,8 mm

7859
Fig. 1
Darby-Perry

0,8 mm

7860
Fig. 2
Darby-Perry

1 mm

7861
Fig. 11
Darby-Perry

1 mm

7862
Fig. 12
Darby-Perry

1,2 mm

7863
Fig. 21
Darby-Perry

1,2 mm

7864
Fig. 22
Darby-Perry

1,6 mm

7865
Fig. 31
Darby-Perry

1,6 mm

7866
Fig. 32
Darby-Perry

2 mm

7867
Fig. 41
Darby-Perry

2 mm

7868
Fig. 42
Darby-Perry

Excavators

1 mm

7869
Fig. 5

1,2 mm

7870
Fig. 14

1 mm

7871
Fig. 17

1,2 mm

7872
Fig. 18

1,6 mm

7873
Fig. 19

2 mm

7874
Fig. 20

Restorative

Excavators

1 mm

7875
Fig. 243
ASH

1,4 mm

7876
Fig. G2
ASH

0,8 mm

7877
Fig. 1
Darby-Perry

0,8 mm

7878
Fig. 2
Darby-Perry

1 mm

7879
Fig. 11
Darby-Perry

1 mm

7880
Fig. 12
Darby-Perry

1,2 mm

7881
Fig. 21
Darby-Perry

1,2 mm

7882
Fig. 22
Darby-Perry

1,6 mm

7883
Fig. 31
Darby-Perry

1,6 mm

7884
Fig. 32
Darby-Perry

2 mm

7885
Fig. 41
Darby-Perry

2 mm

7886
Fig. 42
Darby-Perry

Restorative

Crown Instruments

Crown removers

7887

Complete with 3 attachments

7888 7889 7890

Attachments

Crown Spreader, Crown Remover

7891

Crown Spreader, Crown Remover.
Special instrument for crown spreading
after separating, simple and safe operation

Crown removers

7892

Complete with
2 attachments

7895

Attachments

Restorative

Crown Instruments

Decimal caliper

7896
Boley
cm. 14

Measuring range } 0-100 mm.

7897
For wax

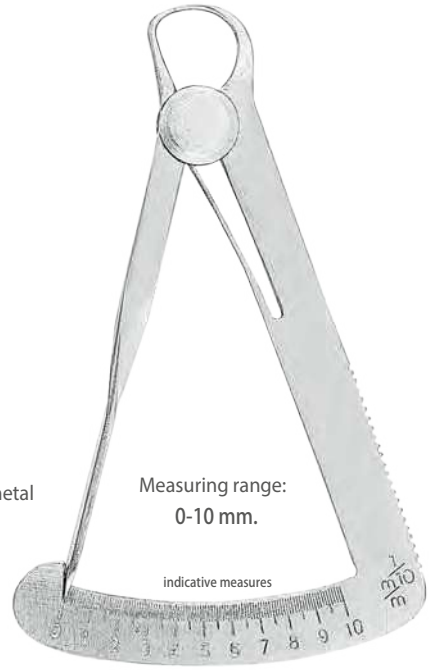

7899
For metal

Iwanson

Copper rings removing pliers

Straight

7900
Furrer
cm.16

Curved

7901
Furrer
cm.16

Restorative

Crown Instruments

Crown spreaders

7902
Fig. 0

7903
Fig. 1

7904
Fig. 2

7905
Fig. 3
Universal

Articulating paper forceps

7906
Miller
cm.15

7907
cm.15

Restorative

Crown Instruments

a	3,3 mm
b	4 mm

c	2,3 mm
d	3 mm

a	4,4 mm
b	5 mm

c	3,4 mm
d	3,8 mm

Telescope crown pliers

7908
Böhm
cm.11,5

7909
Böhm
cm.14,5

Straight

7910
Fig. 1
Kelly
cm.14

Straight

7911
Fig. 1
Halstead-Mosquito
cm. 12

Straight

7912
Fig. 1
Micro-Mosquito
cm. 10

Restorative

Foil, Wire and Plate Scissors - Crown Scissors - Scissors for gold foils

Straight

7913
Fig. 1
cm. 12

Scissors for gold foils

With tungsten
carbide blades

7914
cm. 12
Universal

7915
cm. 12
Universal

Straight, one
blade serrated

7916
Fig. 1
cm. 10,5

Curved, one
blade serrated

7917
Fig. 2
cm. 10,5

Straight

7918
Fig. 1
cm. 10,5

Curved

7919
Fig. 2
cm. 10,5

Restorative

Matrix Retainers

7922
Fig. 5
Ivory 8
mm 5

7921
Fig. 6
Ivory 8
mm 6

7920
Fig. 7
Ivory 8
mm 7

7923
Ivory 8 N

7924
Didner 8 P

7925
Fig. 1
Tofflemire-Universal

7926
Fig. 2
Tofflemire-Junior

7927
Fig. 3
Tofflemire-Senior

Gum Scissors

Straight

8501
Fig. 1
cm. 12

Curved

8502
Fig. 2

Angular

8503
Fig. 1
cm. 11,5

Angular, one
blade serrated

8504
Fig. 2

Straight

8505
Fig. 1
cm. 11,5

8506
Fig. 2

Curved

8507
Fig. 3

Straight

8508
Fig. 1TC
cm.11

Curve
Curved

8509
Fig. 2TC
cm.11

With tungsten
carbide inserts

Gum Scissors

Straight, one blade serrated

8510
Fig. 1
Goldman-Fox
cm. 13

Curved, one blade serrated

8511
Fig. 2
Goldman-Fox
cm. 13

Curved, one blade serrated

8512
Fig. 3
Goldman-Fox (special)
cm. 13

With tungsten carbide inserts

Straight

8513
Fig. 1TC
Goldman-Fox
cm.13

Curved

8514
Fig. 2TC
Goldman-Fox
cm.13

Gum Scissors

Curved, one blade serrated

8515
Fig 1
Dean
cm. 17

Curved, with tungsten carbide inserts

8516
Fig. 1TC
Dean
cm.17

Curved

8517
Fig. 1
Neumann
cm. 12,5

Curved, one blade serrated

8518
Fig. 1
cm. 10,5

Straight

8519
Fig. 1
cm. 12,5

Curved

8520
Fig. 2
cm. 12,5

Gum Scissors

8521
Fig. 1
cm. 16

8522
Fig. 2
cm. 16

8523
Fig. 1TC
cm.16

8524
Fig. 2TC
cm.16

8525
Fig. 1
cm. 16,5

8526
Fig. 2
cm. 16,5

8527
Fig. 1TC
cm. 16,5

8528
Fig. 2TC
cm. 16,5

Gum Scissors

Straight, one blade serrated

8529
Fig. 1
cm. 14,5

Curved, one blade serrated

8530
Fig.2
cm. 14,5

Curved, very thin beaks

8531
Fig. 1
cm.12

Curved, sharp beaks

8532
Fig.1
cm.11

Curved, blunt beaks

8533
Fig. 2
cm. 11

Curved, very thin beaks

8534
Fig. 1
cm.14,5

Ligature scissors

8535
Fig. 1
cm.9

8536
Fig. 2
cm.13

8537
Fig. 1
cm. 14,5

8538
Fig. 2
cm.14,5

Dissecting scissors

8539
Fig. 1
Metzenbaum
cm.14,5

8540
Fig. 2
Metzenbaum
cm.14,5

8541
Fig. 1
Metzenbaum-Delikat
cm. 14,5

8542
Fig. 2
Metzenbaum-Delikat
cm. 14,5

Surgical Scissors

Dissecting scissors

Straight

8543
cm. 11,5

Curved

8544
cm. 11,5

Rounded straight beaks

8545
cm. 11,5

Rounded curved beaks

8546
cm. 11,5

Dissecting scissors, straight

8547
cm. 11,5

Dissecting scissors, curved

8548
cm. 11,5

Scalpel Handles

8549
Fig. 3

8550
Fig. 3G

8551
Fig. 8

8552
Fig. 7

8553
Fig. 5

8554
Fig. 5A

8555
16 cm

Orientable blade
scalpel handle

Scalpel Handles

8556
Fig. 4

Micro-Blade holder

8557
cm. 13,5

Scalpel Blades Remover

8558
16,5 cm

Needle Holders

Needle holder and scissors combined

8559
cm. 14

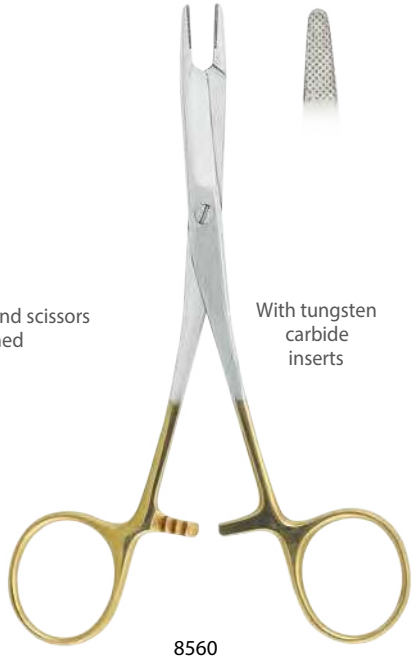

With tungsten carbide inserts

8560
cm. 14

8561
cm.14,5

8562
cm. 15

With tungsten carbide inserts

8563
cm. 15

8564
cm. 17,5

Needle Holders

8565

cm. 16

With tungsten carbide inserts

8566

cm. 16

Smooth jaws

With tungsten carbide inserts

8567

cm.13

8568

cm. 18

With tungsten carbide inserts

8569

cm. 18

With tungsten carbide inserts

8570

cm.13

Needle Holders

8571
cm. 12

8572
cm.12

8573
cm. 14

8574
cm.18

8575
cm. 15

Needle holder and scissors combined

8576

cm. 16

With tungsten carbide inserts

8577

cm. 16

With tungsten carbide inserts

8578

cm.15

Light pattern

8579

cm. 18

Light pattern

8580

cm. 18

With tungsten carbide inserts

8581

cm.15

Needle Holders

Smooth action

8582
cm.17

With tungsten carbide inserts

8583
cm.17

8584
cm. 19,5

8585
cm. 16

With tungsten carbide inserts

8586
cm. 16

Needle holder and scissors combined

8587
Mathieu
cm. 14

8588
Mathieu
cm. 14

8589
Mathieu
cm. 14

8590
cm. 17

8591
cm. 17

With tungsten
carbide inserts

8592
cm. 14

8593
cm. 14

8594
cm. 14

8595
cm. 18

8596
cm. 17

8597
cm. 17

With curved
jaws

8598
cm. 18

Needle Holders

8599

cm. 14

With curved jaws

8600

cm. 14

8601

cm. 14/60°

With tungsten carbide inserts

8602

cm. 14

With tungsten carbide inserts

8603

cm. 14

With tungsten carbide inserts

8604

cm. 14/60°

Needle Holders

8605
cm. 13

With tungsten carbide inserts

cm. 13
8606

Smooth jaws

8607
cm. 13

Smooth jaws

8608
cm. 12

8609
cm. 18

With tungsten carbide inserts

8610
cm. 18

With curved jaws

8611
cm. 18

With tungsten carbide inserts

8612
cm. 18

Folding type dental Syringes

8613

8614

with cork screw tip
and with metric thread

8615

no aspirating syringe with metric thread

8616

Self aspirating syringes
with metric thread

8617

Dental Syringes

8618

8619

Folding type, cork screw tip

8620

Cork screw tip

8621

Stainless steel syringe

8622

Brass syringe with stainless steel moving parts

8623

Haemostatic Forceps

Straight

8624
Fig. 1
cm. 14

Curved

8625
Fig. 2
cm. 14

Straight

8626
Fig. 1
cm. 14

Curved

8627
Fig. 2
cm. 14

Straight

8628
Fig. 1
cm. 14

Curved

8629
Fig. 2
cm. 14

Haemostatic Forceps

Straight

8630
Fig. 1
cm. 12

Curved

8631
Fig. 2
cm. 12

Straight

8632
Fig. 1
cm. 12

Curved

8633
Fig. 2
cm. 12

Straight

8634
Fig. 1
cm. 14

Curved

8635
Fig. 2
cm. 14

Haemostatic Forceps

8636
Fig. 1
cm. 10

8637
Fig. 2
cm. 10

8638
Fig. 1
cm. 10

8639
Fig. 2
cm. 10

8640
Fig. 1
cm. 10

8641
Fig. 2
cm. 10

Towel Clamps

8642
Fig. 1
cm. 8

8643
Fig. 2
cm. 11

8644
Fig. 3
cm. 13

8645
cm. 9

8646
cm. 9

Dressing Forceps

Straight

8647
cm. 20

Curved

8648
cm. 20

Straight

8649
cm. 25

Curved

8650
cm. 25

Mouth Gags - Tongue Forceps

For adults

8651
cm. 14

For children

8652
cm. 11

8653
cm. 16

8654
cm. 19

8655
cm. 16

8656
cm. 17

Retractors - Tongue Depressors

Lip retractors

8657
cm. 14,5

8658
cm. 14

8659
cm. 16

8660
cm. 14

8661
cm. 11 x 8

Tongue depressor

8662
cm. 14,5

8663
cm. 14,5

8664
cm. 17

8665
cm. 19

Cheek Retractor

8666
cm. 14

Retractors

8667

8668

Blunt

cm. 16

8669

Sharp

8670

Blunt

cm. 16

cm. 15

8671

8672

cm. 13

Retractors

8673

Straight, sharp

cm. 13

8674

Left, sharp

cm. 13

8675

8676

Right, sharp

cm. 13

8677

Straight, blunt

Williger
cm. 13

8678

Left, blunt

Williger
cm. 13

8680
mm. 55x11

8679
mm. 40x11
Kocher cm. 21

8682
mm. 55x11

8681
mm. 40x11
Kocher cm. 21

8683
mm. 72x11
cm. 21

for nasal spine

8684
mm. 35x11
cm. 21

8685
mm. 30x11

8686
mm. 30x14

8687
mm. 30x16



8688
mm. 40x11

8689
mm. 50x11

cm. 21

8690
mm. 30x11

8691
mm. 30x14

8692
mm. 30x16



8693
mm. 40x11



8694
mm. 50x11

cm. 21

Retractors

Middeldorpf

mm. 14x17

8695
cm. 21,5

mm. 20x22

8696
cm. 22

mm. 26x30

8697
cm. 23,5

8698
cm. 20

8699
cm. 23,5

Labial retractors

Adson tissue pliers withthin tips

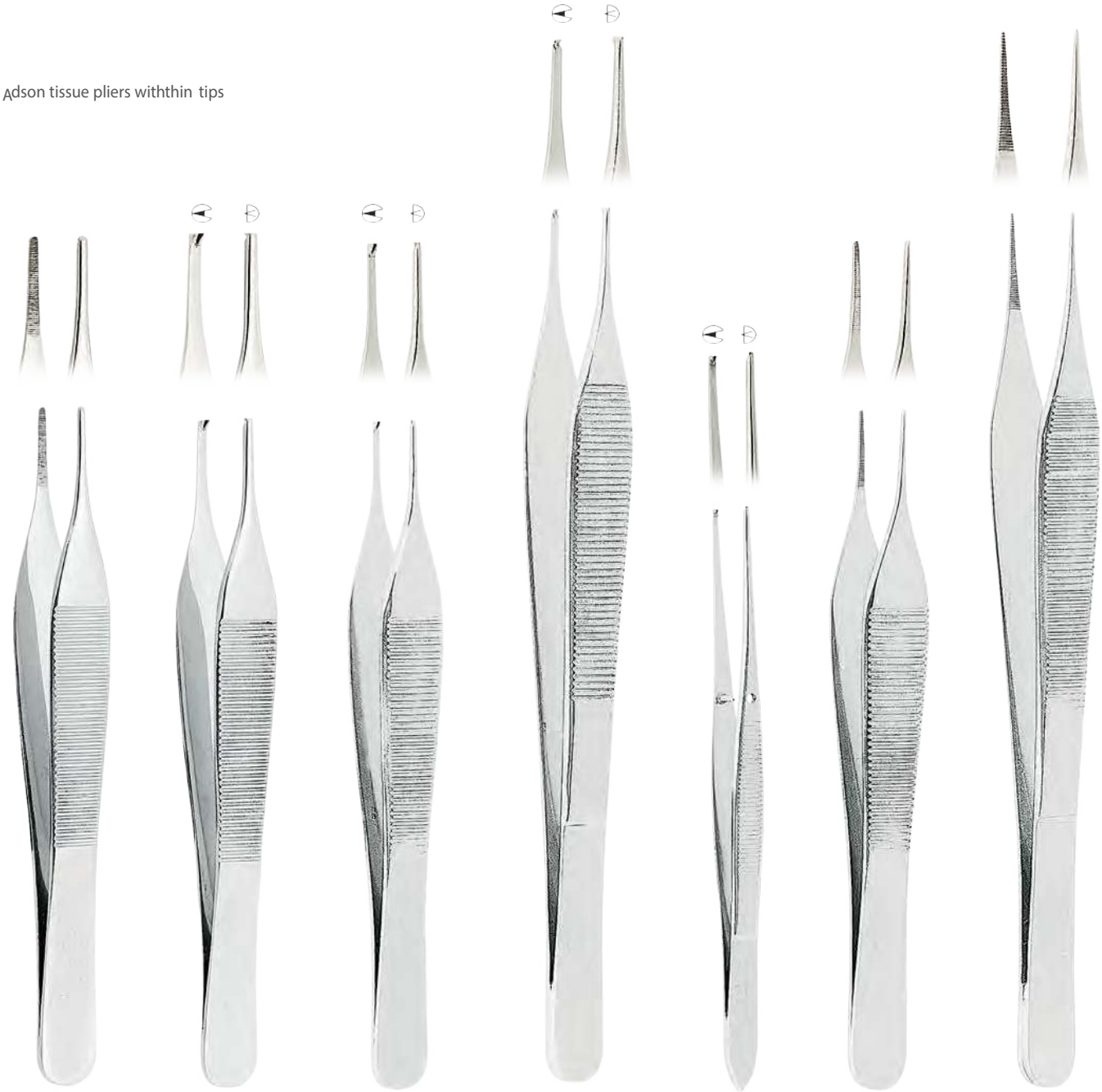

8700
Fig. 1
cm. 12

8701
Fig. 1
cm. 12

8702
Fig. 1
cm. 12

8703
Fig. 2
cm. 15

8704
cm. 10

8705
cm.12

8706
cm.15

Tissue Pliers - Suture Pliers

8707
Fig. 1
cm. 15

Suture pliers

8708
non traumatic
cm. 12

8709
Fig. 1
cm. 12,5

8710
Fig. 2
cm. 12,5

8711
Fig. 1
cm. 12,5

8712
Fig. 2
cm. 12,5

Tissue pliers with very thin tips

Very thin tips

8713
Fig. 1
cm. 12,5

8714
Fig. 2
cm. 12

8715
Fig. 3
cm. 11,5

8716
Fig. 4
cm. 11,5

8717
Fig. 5
cm. 11,5

Tissue Pliers

8718
Fig. 1
cm. 13

8719
Fig. 2
cm. 14

8720
Fig. 3
cm. 15

8721
Fig. 4
cm. 18

8722
Fig. 5
cm. 20,5

Surgical Stainless Steel Saliva Ejectors

8723
cm. 18 - ø 3 mm

8724
cm. 18 - ø 4 mm

8725
cm. 18 - ø 5 mm

8729
Fig. 12FR

cm. 15 - ø 4 mm

8728
Fig. 10FR

cm. 15 - ø 3,3 mm

8727
Fig. 8FR

cm. 15 - ø 2,7 mm

8726
Fig. 6FR

cm. 15 - ø 2 mm

9501

9502

9503

9504
150 mm

9505

130 mm

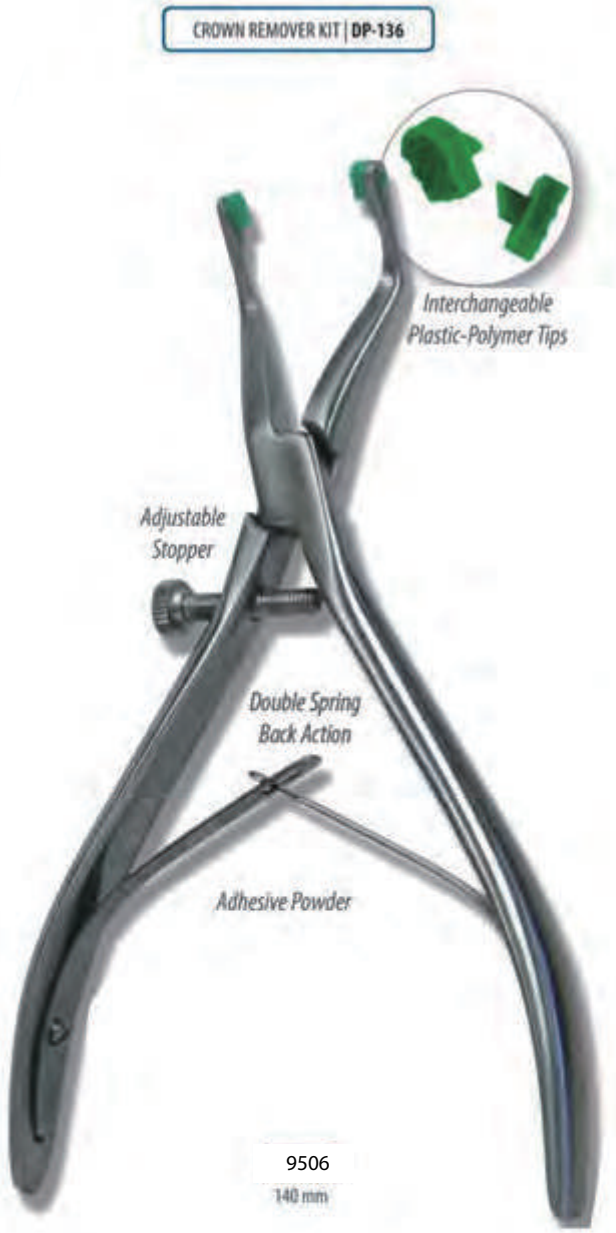

9506

140 mm

DISTAL CUTTER w/ WIRE HOLDING DEVICE

For soft and hard wire

- *Max: 0.41 x 0.55 mm (.0252 x .0161 in)*
- *Min: 0.30 mm (.0118 in)*

TC Tungsten Carbide

9507

125 mm

UNIVERSAL PLIERS

WEINGART

Inox Stainless Steel | TC Tungsten Carbide

9508	9509
140 mm	140 mm

BAND REMOVER

ADERER

9510

135 mm

LIGATURE CUTTERS for hard and soft wire

TC Tungsten Carbide

9511

120 mm

- Max: Ø 0.7 mm (.028 in)
- 0.56 x 0.71 mm (.022 x .028 in)
- 0.53 x 0.64 mm (.021 x .025 in)

Stainless Steel

9512

ANGLE | 130 mm

- Max: Ø 0.3 mm (.012 in)

TC Tungsten Carbide

9513

ANGLE | 130 mm

- Max: Ø 0.4 mm (.016 in)

TC Tungsten Carbide

9514

120 mm

- Max: Ø 0.3 mm (.012 in)

TC 9515

125 mm

Max: 0.55 x 0.64 mm (.0216 x .0252 in)
Min: 0.35 mm (.0137 in)

TC 9516

150 mm

Max: 0.55 x 0.64 mm (.0216 x .0252 in)
Min: 0.35 mm (.0137 in)


PERIOTOME SET
1 Handle + 3 Blades
9517
1
9518
2
9519
3
Ø 2.0
Spoon 11 x 5.5 mm
MOLT
9520
175 mm
9521
9
170 mm

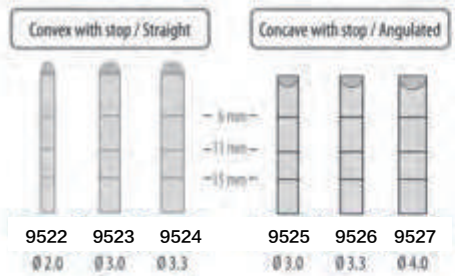
Convex with stop / Straight
Concave with stop / Angulated
5 mm
11 mm
15 mm
9522
Ø 2.0
9523
Ø 3.0
9524
Ø 3.3
9525
Ø 3.0
9526
Ø 3.3
9527
Ø 4.0


Ø 2.0
9537
Ø 3.0
Spoon
11 x 5.5 mm
Non serrated
Serrated
Non serrated
Serrated
Non serrated
Serrated
Non serrated
Serrated
155 mm
9528
175 mm
9529
Ø 1.8 / 2.8
170 mm
9530
Ø 1.8 / 2.8
170 mm
9531
Ø 3.2 / 3.8
170 mm
9532
Ø 3.2 / 3.8
170 mm
9533
Ø 4.2 / 4.8
170 mm
9534
Ø 4.2 / 4.8
170 mm
9535
Ø 5.0 / 5.5
170 mm
9536
Ø 5.0 / 5.5
170 mm


Sharp
Ø 2.0
Spoon
11 x 5.5 mm
Blunt
MILLER
MOLT
9538
Ø 3.0 / 4.0
170 mm
9539
Ø 6.0 / 8.0
170 mm
9540
188 mm
9541
170 mm
9542
12A
170 mm
9543
2/4
180 mm


Blunt
9544
160 mm
Blunt
9545
160 mm
Blunt
9546
180 mm
Sharp
9547
170 mm
Blunt
9548
175 mm
Blunt
9549
175 mm
Blunt
9550
180 mm

9551

Tickness 0.6 mm
Thin and lightly
serrated surface

9552
150 mm

GERALD

9553
180 mm
Serrated

9556 9557

9558

9559

KÜHNE

9554
100 mm

KÜHNE

9555
100 mm

9560
125 mm

145 mm

9561
130 mm

9562
160 mm

9563
100 mm

9564
160mm

9565
165mm

Aspirating Syringe

9566

Imperial Thread
1.8 ml - 140 mm

9567
Ø 2.5 | 3.5

9568
Ø 3.5 | 4.5

9569
Ø 4.4 | 5.5

9570
Ø 6.0 | 7.0

WIEDER

9571
1
140 mm

9572
ENDODONTIC BOX

9573
STERLIZING BOX
Available in dif. sizes
17x17x3 cm
20x10x4 cm
25x12x6 cm
30x14x6 cm

574
ENDO TRAY BOX

9575
COTTON DISPENSER

9576
ALCOHOL LAMP

Sterlizing Drums

9577

9578

9579

Sterlizing Boxes

9580

9581

9582

Sterlizing Boxes

9583

9584

9585

9586

9587

FORCEP AND THERMOMETER JARS

9588

COTTON DISPENSER

9589
IRRIGATOR(Douch can)

9590
MEASURING JUG

9591
KIDNEY TRAY

9592
FORCEP JAR

9593
GALLIPOT WITH & WITHOUT LID

9594
SPITTEN MUG

9595
SPIRIT LAMP

95796
Perforated Tray

9597
Perforated Base

9598
Solid Base

9599
Instruments Tray

9600
Instruments Tray

9601
Instruments Tray
(Perforated)

9602
Instruments Tray Shallow
(Mayo)

9603
Scalers Tray

9604
Cathetar Tray



9605
Bone Crusher

9607

9606

9608

Dental Measuring instruments

90mm
Measuring range
0 - 40mm

9609

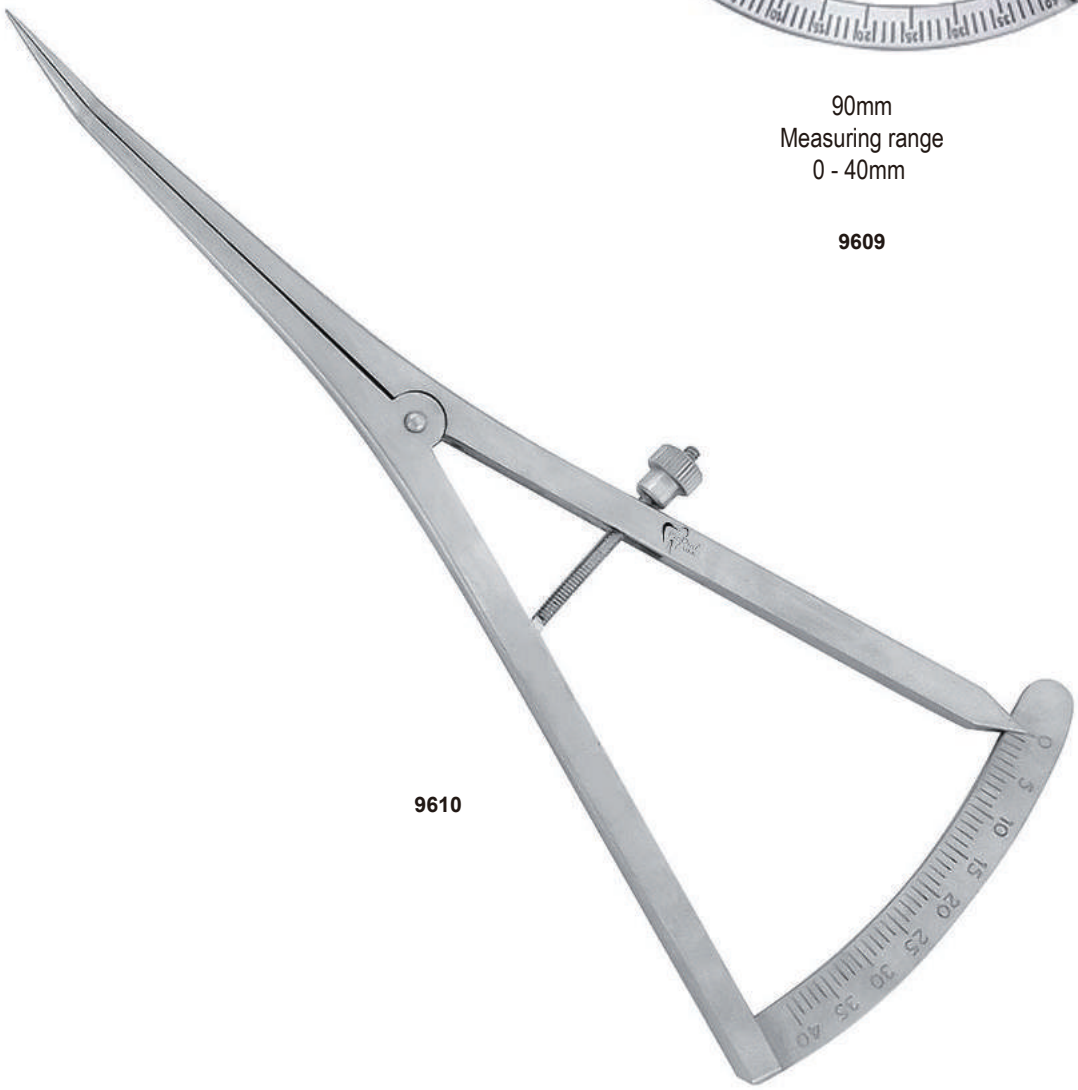

9610

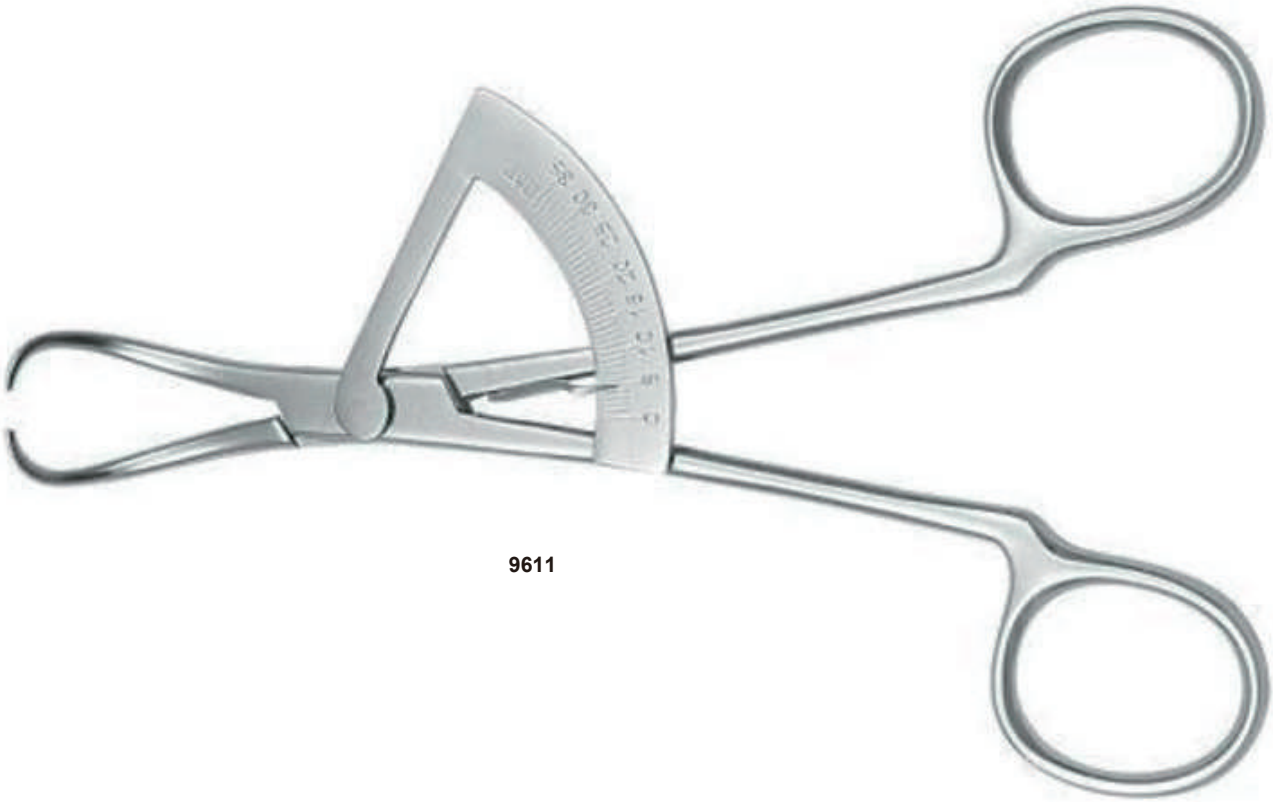

9611



Range:0-25mm
140mm

9612

9613



9614

9615

Torque Implant

9616

9617



9618

9619

PDL Elevator

1#
2mm
straight blade
9621

2#
3mm
curved blade
9622

3#
3mm
straight blade
9623

4#
3mm
contra angle
9624

5#
3mm
Inverted curved
9625

6#
5mm
curved blade
9626

7#
5mm
straight blade
9627

8#
3mm/1.5mm
straight dual edge
9628

9#
5mm/3mm
straight dual edge
9629

Elevator Plastic Handle
9620

9630

Dental Implant Wrench

9631

Dental Implant Wrench

9632

Filling Instruments

9633

Crown Remover

9634

9635

9636

0.7mm	0.8mm	0.9mm	1.0mm	1.1mm	1.2mm
9637	9638	9639	1.0mm 9640	1.1mm 9641	1.2mm 9642

Dental Punch

Dental Punch

9643 **9644** **9645** **9646** **9647**

6mm **9648**

5mm **9649**

5mm **9650**

4mm **9651**

4mm **9652**

3mm **9653**

3mm **9654**


145 mm
155 mm
8 mm
10 mm
12 mm
14 mm
16 mm
18 mm
9655
Ø 2.0
9656
Ø 3.0
6 mm
5 mm
8 mm
10 mm
12 mm
14 mm
9657
Ø 1.5
1
9658
Ø 2.1
2
165 mm
Angulated Handle
Ø 2.0
Ø 3.0
9659
Straight
9660
Angulated
6 mm
11 mm
15 mm
9661
Straight
9662
Angulated
Ø 3.3
Ø 4.0
9663
Straight
9664
Angulated
6 mm
11 mm
15 mm
9665
Straight
9666
Angulated
CONCAVE WITH STOP
Ø 2.0
Ø 3.0
9667
Straight
9668
Angulated
6 mm
11 mm
15 mm
9669
Straight
9670
Angulated
Ø 3.3
Ø 4.0
9671
Straight
9672
Angulated
9673
Straight
9674
Angulated

BONE SCRAPERS WITH BLADE

9675
4.5 mm - 30°
165 mm

9676
60 mm
Replacement blade
for GA-78

9677
6 mm
170 mm

9678
90 mm
Replacement blade
for GA-70


9679 9680 9681
9682 9683


TISSUE PUNCHES | Non Serrated
KEYES
9684
Ø 3 mm
9685
Ø 3 mm
100 mm
90 mm


Replacement kit of 2 interchangeable plastic disks
MEAD
9686
190 mm
Ø 20 mm - 160 g

ATRAUMATIC EXTRACTION KIT

9687	9688	9689	9690	9691	9692	9693
Large - Angle IN 160 mm	Large - Angle OUT 160 mm	Small - Angle OUT 160 mm	Small - Angle IN 160 mm	Straight 160 mm	Bayonet 155 mm	Curved 160 mm

9694
9 - Ø 3,0 mm
180 mm

9695
10 mm
170 mm

9696

9697

9698
150 mm

	9699	9700
Size	Large	Small
Volume	2 cc.	1 cc.
Dimensions (mm)	Ø 38 x 72	Ø 30 x 44
Mill hole (mm)	Ø 0.71	Ø 0.65
Particle (microns)	710 µ	650 µ

9701

9702

9703



9704

9705

9706

9707

9708

9709

9710

9711

9712

9713

New Composite Instruments – Color instruments

New handles and new tips, particularly useful for Composite treatments

10501

10502

10503

10504

10505

Mouth mirror

10507

10508

Explorers

10509 Fig.9

10510 Fig.23

10511 Fig.6

Double ended explorers
For subgingival root examination

10512 Fig. 11/12 AF Type

10513 Fig. 23/17

10514 Fig. 6/9

Periodontal pocket probes



10515 Novatech

10516 CP-12

10517 Williams

10518 Goldman Fox/ Williams

10519 Fig. 2 - Nabers

Spreader

10520 Fig. 1

10521 **Fig.2**

10522 **Fig. 3**

Root canal pluggers

10523 Fig. 8 - S childer

10524 Fig. 9 - S childer

10525 Fig. 10 - Schilder

Double ended root canal Plugger/Spreader

10526 Fig. 1 - Machtou

10527 Fig. 2 - Machtou

10528 Fig. 3 - Machtou

10529 Fig. 4 - Machtou

Heidemann separating spatulas

10530 Fig. 1

10531 Fig. 2

Filling nstruments

10532 Fig. 18 - Ball

10533 Fig. 26/27S - Ball

Burnishers

10534 Fig. 1 - Westcott

Amalgam carvers

10535 Fig. 2

Amalgam carvers

10536 Fig. 2

10537 Fig. 2 - Markley

Amalgam carvers

10538 Fig. 1/2 - Hollenback

10539 Fig. 1 - Cleoids-Discoids

Excavators

10540 Fig. 1

10541 Fig. 2

10542 Fig. 3

10543 Fig. 14

10544 Fig. 17

Bone curettes

10545 Fig. 1 - Hemingway

10546 Fig. 2 - Hemigway

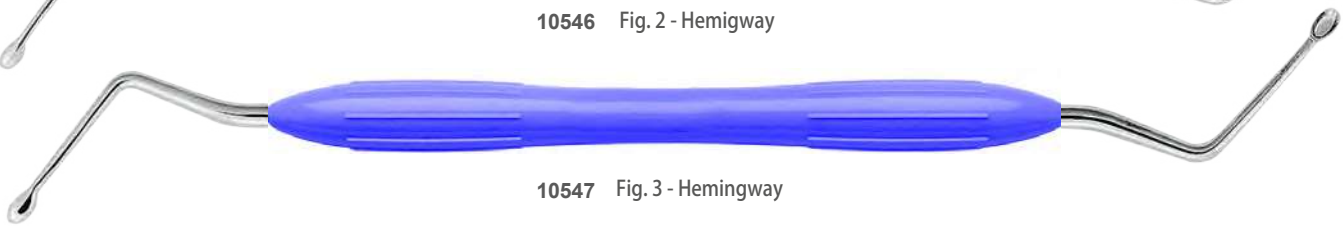

10547 Fig. 3 - Hemingway

Gracey curettes

10548 Fig. 1/2

10549 Fig. 3/4



10550 Fig. 5/6

10551 Fig. 7/8

10552 Fig. 9/10

10553 Fig. 11/12

10554 Fig. 13/14

10555 Fig. 15/16

10556 Fig. 17/18

MF type Gracey curettes

10557 Fig. 1/2 MF

10558 Fig. 3/4 MF



10559 Fig. 5/6 MF

10560 Fig. 7/8 MF

10561 Fig. 11/12 MF

10562 Fig. 13/14 MF

10563 Fig. 15/16 MF

Curettes and scalers

10564 Fig. 2R/2L - Columbia

10565 Fig. 4R/4L - Columbia

10566 Fig. 13/14 - Columbia

10567 Fig. CK6S Mini Crane-Kaplan

10568 Fig. 204S

10569 Fig. U15/33 Towner Jaquette

Color instrument kit

10570
Diagnostic instruments kit



Contents:

2772-1 Locking Tray Mini Mini Locking Tray, MC2101 - B Manico per specchietto Mouth mirror handle, 2200-4 Specchietto piano Plane mouth mirror - Fig. 4, MC0703-14 Sonda Williams Williams probe, MC0704-23D1 Sonda doppia d/e Explorer - Fig. 23/17, MC1700-2 Escavatore Excavator - Fig. 2, 0601 - 2 Pinzetta per medicazione London-College London-College cotton and dressing pliers

---

10571
Endodontic nstruments kit

Contents:

2772-1 Locking Tray Mini Mini Locking Tray, MC0704-6D9 Sonda doppia d/e Explorer - Fig. 6/9, MC1700-1 Escavatore Excavator - Fig. 1 MC0803-1 Spreader/Plugger Spreader/Plugger, MC1500-02 Hollenback - Hollenback - Fig. 1/2, 0601-2 Pinzetta per medicazione London-College London-College cotton and dressing pliers

---

10572
Periodontal Instruments kit



Contents:

2772-1 Locking Tray Mini Mini Locking Tray, MC1807-02 Curette Gracey Graceycurette - Fig. 1/2, MC1807-12 Curette Gracey Gracey curette - Fig. 11/12, MC1807-14 Curette Gracey Graceycurette - Fig. 13/14, MC1829-CK6S Curette Mini Crane-Kaplan Mini Crane-Kaplan curette, MC1902-1 Scaler Towner-Jaquette Towner-Jaquette scaler

中国总部

地址:福州高新区创业路10号万福中心2号楼万能大楼5层-97单元

邮箱: info@sialport.com

网址: www.sialport.com

电话: +86 178 0591 9694

工厂

地址: Gunjian wali khurd P.O.Box:1306 Sialkot Pakistan 51310

邮箱: info@orthomechanix.com

网址: www.orthomechanix.com

电话: +92 333 869 0722

SIAL PORT™

ORTHOMECHANIX. EXIMP